

		POP STAR	LOUNGE
SAFETY			
City Brake Control	6DC	○	○
6 airbags		■	■
ESC (Electronic Stability Control) with ASR/MSR, Hill Holder, MSR, ABS+EBD, ERM, DST	392	■	■
Cruise Control	416	■	■
Fog lights	097	○	■
Automatic light with rain sensors	347	○	■
Rear parking sensors	508	■	■
Child restraint systems (baby one, junior, isofix)		△	△
Anti-theft wheel bolts for alloy wheels		△	△
Rear seat protection		△	△
Boot liner		△	△
Partition net for animals		△	△
AUDIO AND INFOTAINMENT			
HiFi by Beats***	4JF	○	○
Uconnect: 5" touchscreen radio with Bluetooth® (without DAB)	6Q2	■	■
Uconnect: 5" touchscreen radio with Bluetooth® and DAB	6Q3	○	○
Uconnect™ NAV: 5" touchscreen radio with Bluetooth® and DAB	6Q9	○	○
Setup for portable navigation system	6EN	○	○
12 V power socket	823	■	■
iPod support		△	△
iPod connection cable		△	△

*** incompatible with spare wheel car will be equipped with Fix&Go

■ = standard ○ = optional - = not available △ = Lineaccessori



www.fiat.co.uk

ENTER AUGMENTED REALITY.



Download the "Ciao Fiat Mobile" application from the App Store or Google Play.



Activate the "AR+" augmented reality module.



Frame the page to explore the additional content.

Trim levels and optional equipment may vary according to specific market or legal requirements. All data contained in this publication are purely indicative. Fiat may change the models described in this publication at any time for reasons of a technical or commercial nature. Fiat Marketing 04.2.1877.52 - 5 - 06/2014 - Printed in Italy - Tipografia Sasso - Torino - Publication printed on chlorine-free paper.



500L
MPW






DISCOVER A FIAT 500L WITH PLENTY OF ROOM FOR NEW FRIENDS, PASSIONS AND OPPORTUNITIES. INTRODUCING THE NEW FIAT 500L MPW, DESIGNED FOR THOSE WHO LIKE TO LIVE BIG AND TRAVEL BIG. IT'S ALL THANKS TO ITS CATEGORY-TOPPING INTERIOR DIMENSIONS - UP TO 5+2 SEATS* IN JUST 4 METRES, 35 CENTIMETRES. ADD IN THE IRREVERENT SPIRIT OF THE FIAT 500, AN UNMISTAKEABLE DESIGN AND A SPACIOUS AND FUNCTIONAL INTERIOR, AND YOU'LL WANT TO EXPERIENCE THE FIAT 500L MPW SEVEN DAYS A WEEK.

*Based on 5+2 seat configuration. 5 standard seats and two extra seats for persons up to 1.65m





CONFIGURE YOUR FIAT 500L with the Ciao Fiat Mobile app. Follow the configuration steps indicated with the  symbol on the following pages and find out how to download the app on the back cover.



“ANY PLACE
YOU LOVE
IS THE WORLD
TO YOU.”

Oscar Wilde

EXPERIENCE THAT MAGICAL FEELING OF BEING
RIGHT WHERE YOU WANT TO BE, EVEN IN A CAR.
THE FIAT 500L MPW GIVES YOU A SPACE THAT'S
TRULY VERSATILE. IT'S A WHOLE WORLD TO
DISCOVER.

6

7



'The more the merrier'. It's the philosophy behind the Fiat 500L MPW's third row of seats. That's where you'll find two seats designed to accommodate two passengers of up to 1.65m, without restricting the usable boot space.

MORE ROOM, MORE FRIENDS.



In the 5-seater configuration, the adjustable rear seats mean you can enjoy a **boot capacity of up to 638 litres***. But it's with the second row of seats folded down that the magic truly begins, with **up to 1708 litres** of loading space, so you don't have to leave anything behind. The front passenger seat folds down too, so let your imagination run wild. Make it a handy table for your coffee, or **load objects up to 2.6 metres long**.

MORE ROOM, MORE FLEXIBILITY.

* 638 litres of boot space is based on 5 seat version with rear seats pulled forward



A car designed to offer you maximum comfort should put you at the centre of your world. That's why the Fiat 500L MPW comes with the innovative **Uconnect™** device. With its 5" colour touch screen, you can access the radio and your multimedia devices, which can be connected via USB and AUX-IN socket. With Bluetooth®, you can also handle calls, read SMS messages and, thanks to the Audio Streaming system, play music files and web radio from your smartphone wirelessly. The Fiat 500L MPW can also be equipped with the **Uconnect™ Nav integrated navigation system** as an option. And for an even more enjoyable driving experience, you can choose the **520-watt Beats Hi-Fi Audio System** as an option, with its powerful, clean, high-fidelity sound.

MORE ROOM, MORE ENTERTAINMENT.



“SIMPLICITY IS THE FORM OF TRUE GREATNESS.”

Francesco De Sanctis

BIG DOESN'T ALWAYS MEAN BULKY. THE FIAT 500L MPW IS THE PERFECT EXAMPLE OF HOW EFFICIENT USE OF SPACE AND AN ICONIC DESIGN CAN COEXIST IN HARMONY.





L 435

Just **435 cm long, 178 cm wide and 167 cm high**, you have all the space you need in a compact vehicle. In fact, the FIAT 500L MPV is 20 cm shorter than a medium-sized Estate car, so driving one is always a pleasure, even in busy traffic.

MORE ROOM, MORE AGILITY.



W 178

H 167





1.4 Petrol 95 HP

- Number of gears: 6
- Manual gearbox
- Fuel Consumption mpg (l/100km)
urban cycle: 34.0 (8.3)
extra-urban cycle: 56.5 (5.0)
combined cycle: 45.6 (6.2)
- Combined CO₂ exhaust emissions (g/km): 145

1.3 16v MultiJet II 85 HP

- Number of gears: 5
- Manual gearbox
- Fuel Consumption mpg (l/100km)
urban cycle: 56.5 (5.0)
extra-urban cycle: 76.3 (3.7)
combined cycle: 67.3 (4.2)
- Combined CO₂ exhaust emissions (g/km): 110

1.6 16v MultiJet 105 HP

- Number of gears: 6
- Manual gearbox
- Fuel Consumption mpg (l/100km)
urban cycle: 52.3 (5.4)
extra-urban cycle: 72.4 (3.9)
combined cycle: 62.8 (4.5)
- Combined CO₂ exhaust emissions (g/km): 117

0.9 TwinAir 105 HP

- Number of gears: 6
- Manual gearbox
- Fuel Consumption mpg (l/100km)
urban cycle: 49.6 (5.7)
extra-urban cycle: 65.7 (4.3)
combined cycle: 58.9 (4.8)
- Combined CO₂ exhaust emissions (g/km): 112

1.3 16v MultiJet II 85 HP Dualogic™

- Dualogic™ robotised automatic gearbox
- Fuel Consumption mpg (l/100km)
urban cycle: 62.8 (4.5)
extra-urban cycle: 76.3 (3.7)
combined cycle: 70.6 (4.0)
- Combined CO₂ exhaust emissions (g/km): 105

1.6 16v MultiJet 120 HP

- Number of gears: 6
- Manual gearbox
- Fuel Consumption mpg (l/100km)
urban cycle: 51.4 (5.5)
extra-urban cycle: 70.6 (4.0)
combined cycle: 61.4 (4.6)
- Combined CO₂ exhaust emissions (g/km): 120



You can choose a new Fiat 500L MPW with petrol or diesel engines. In the petrol range you will find the reliable **1.4 16v 95 HP** and the revolutionary **0.9 TwinAir Turbo 105 HP** engine with Start&Stop, which represents the most advanced development of the TwinAir engine family. The small, two-cylinder, turbo powered unit means the Fiat 500L MPW can offer excellent performance and enjoyable driving with extremely low fuel consumption and emissions. The diesel engines include the **1.3 MultiJet II 85 HP**, a flexible and economical unit (max torque of 200 Nm at 1500 rpm), and the powerful and decisive **1.6 MultiJet II** available with **105 HP** or **120 HP**, ensuring fun, high travel range, low running costs and long service intervals. All diesel engines are fitted with Start&Stop, combining a sophisticated variable geometry turbocharger with a 5- or 6-speed manual gearbox. On request, the 85 HP option can be equipped with the Dualogic™ robotised automatic transmission, to ensure maximum driving comfort with even lower consumption and emissions.

MORE ROOM, MORE EFFICIENCY



“BEING UNIQUE IS THE BEST GIFT WE COULD RECEIVE.”

Anon

TO BE IN YOUR CAR AND FEELING THAT IT SAYS SOMETHING ABOUT YOU, THAT IT MAKES YOU FEEL TRULY SPECIAL, IS A WONDERFUL THING. THAT'S WHY THE FIAT 500L MPW OFFERS YOU A HUGE CHOICE OF CUSTOMISATION OPTIONS. WITH NUMEROUS COMBINATIONS, YOU'LL BE SURE TO FIND THE PERFECT ONE FOR YOU.



MORE ROOM, MORE PERSONALITY.


268 Bossa Nova White
body coloured roof/black roof (934)



609 Heavy Metal Grey (metallic)
body coloured roof/white roof (923)



612 Minimal Grey (metallic)
body coloured roof/black roof (957)



601 Darkwave Black
body coloured roof/white roof (909)




111 Pasodoble Red
body coloured roof/white roof (239)/black roof (946)



108 Opera Red (metallic)
body coloured roof/white roof (926)/black roof (826)



390 Beatbox green (metallic)
body coloured roof/white roof (930)



POP STAR

Choose from 6 colour options for the body-coloured dashboard, 2 upholstery options, 5 body colours and 6 two-tone combinations.



MORE ROOM, MORE PERSONALITY.

COLOUR COMBINATIONS / FABRICS	Pop Star - Grey Fabric					Pop Star - Red Fabric				
Interiors code	105	120	128	135	169	109	125	110	132	158
Dashboard colour	Bossa Nova White	Pasodoble Red	Darkwave Black	Minimal Grey	Heavy Metal Grey	Bossa Nova White	Pasodoble Red	Darkwave Black	Minimal Grey	Heavy Metal Grey
Steering wheel	Black Leather					Black Leather				
Seats	Black/Grey Fabric					Black/Red Fabric				
Pastel										
111 Pasodoble Red		■					■			
Special Pastel										
268 Bossa Nova White	■					■				
601 Darkwave Black			■					■		
Metallic										
609 Heavy Metal Grey					■					■
612 Minimal Grey				■					■	
BiColour white roof										
909 Darkwave Black / White			■					■		
239 Pasodoble Red / White		■					■			
923 Heavy Metal Grey / White					■					■
BiColour black roof										
934 Bossa Nova White / Black	■					■				
946 Pasodoble Red / Black		■					■			
957 Minimal Grey / Black				■					■	

LOUNGE

Choose from 2 colour options for the eco leather dashboard, 2 fabric upholstery options and 2 real leather, 7 body colours and 9 two-tone combinations.

MORE ROOM, MORE PERSONALITY.



COLOUR COMBINATIONS / FABRICS	Lounge - Beige Fabric	Lounge - Grey Fabric	Lounge - Beige Leather	Lounge - Grey Leather
Interiors code	339	352	409	447
Eco leather dashboard	Beige	Grey	Beige	Grey
Steering wheel	Black / Beige Leather	Black / Grey Leather	Black / Beige Leather	Black / Grey Leather
Seats	Beige Fabric / Grey	Grey Fabric / Grey	Beige Leather / Grey	Grey Leather / Grey
Pastel				
111 Pasodoble Red		■		■
Special Pastel				
268 Bossa Nova White		■		■
601 Darkwave Black	■	■	■	■
Metallic				
609 Heavy Metal Grey	■	■	■	■
612 Minimal Grey	■	■	■	■
108 Opera Red		■		■
390 Beatbox Green	■	■	■	■
BiColour white roof				
909 Darkwave Black / White	■	■	■	■
239 Pasodoble Red / White		■		■
923 Heavy Metal Grey / White	■	■	■	■
926 Opera Red / White		■		■
930 Beatbox Green / White	■	■	■	■
BiColour black roof				
934 Bossa Nova White / Black		■		■
946 Pasodoble Red / Black		■		■
957 Minimal Grey / Black	■	■	■	■
826 Opera Red / Black		■		■



5FB / DIAMOND WHITE



68P / DIAMOND BLACK



435 / DARK GREY



6WR / DIAMOND BLACK



6U4 / ECOREFLEX GREY

17" 225/45 R17 ALLOY RIMS

17" 225/45 R17 ALLOY RIMS



6Y8 / DIAMOND WHITE



5A6 / DIAMOND BLACK



4WQ / DIAMOND WHITE



433 / GLOSSY GREY



55E / DIAMOND WHITE



439 / GLOSSY GREY

16" 205/55 R16 ALLOY RIMS

16" 205/55 R16 ALLOY RIMS



56J / DIAMOND BLACK

MORE ROOM, MORE PERSONALITY.



THE FIAT 500L MPW HAS AN EXTENSIVE ACCESSORY RANGE TAILORED TO YOUR EVERY NEED. WHAT'S MORE, IT'S BEEN DESIGNED WITH YOUR FOUR-LEGGED FRIENDS IN MIND TOO, WITH A KIT CREATED ESPECIALLY TO MAKE CERTAIN THAT EVERY TRIP IS COMPLETED IN TOTAL SAFETY AND MAXIMUM COMFORT.



Main standard equipment and options

		POP STAR	LOUNGE
STYLE			
Dark tinted windows	070	○	■
Leather gear knob	4VU	■	■
Front floor mats	396	○	■
Electrically adjustable door mirrors	041	■	■
Body coloured door mirrors	976	■	■
Specific side mouldings with chrome inserts	61R	■	■
16" alloy wheels with white diamond finish	4WQ	○	○
16" silver alloy wheels	433	■	○▲
16" alloy wheels with black diamond finish	5A6	○	○
16" silver alloy wheels	439	○	■▼
16" alloy wheels with black diamond finish	56J	○	○▼
16" alloy wheels with white diamond finish	55E	○	○▼
17" dark grey alloy wheels	435	○	○
17" alloy wheels with white diamond finish	5FB	○	○
17" alloy wheels with black diamond finish	68P	○	○
17" alloy wheels with black diamond finish	6WR	○	○
17" ecoreflex grey alloy wheels	6U4	○	○
17" alloy wheels with white diamond finish	6Y8	○	○
Pastel paint	5CG	■	■
Metallic paint	210	○	○
Bicolour with White Roof	6Y0/6Y1	○	○
Bicolour with Black Roof	6Y2/6Y3	○	○
Chrome finishing on the bonnet		△	△
Stickers on side panels (patterns in white, black or grey and with the Italian flag)		△	△
Door mirror covers (chromed or coloured)		△	△
Coloured key covers (13 different colours)		△	△
Kick plate with logo		△	△
Italian badge on pillar		△	△
Valve cover caps with Fiat logo		△	△
Fragrance dispenser		△	△
Make-up organiser (black or white)		△	△
Chrome number plate holder		△	△
Stylus radio aerial		△	△

▲ standard on 1.6 MultiJet 120hp

▼ not available on 1.6 MultiJet 120hp

		POP STAR	LOUNGE
COMFORT			
3^ Rear Head Restraint	511	■	■
Front electric windows	028	■	■
Rear electric windows	023	○	■
Rear armrest	275	■	■
Electrochromatic dipping rearview mirror	410	○	■
Height adjustable driver's seat	450	■	■
Height adjustable passenger seat	454	-	○
Heated front seats	452	○	○
Front seats with seat back table and storage net	5ZJ	-	■
Air conditioning	025	■	-
Automatic dual zone climate control	140	○	■
Rear parking sensors	508	■	■
Parkview rear back up camera	316	○	○
Dualdrive™ electric power steering with City function		■	■
Height adjustable steering wheel	011	■	■
Leather steering wheel with audio controls (not on dualdrive)	318	■	■
LAVAZZA Coffee machine	6WX	○	○
Cargo Magic Space: height-adjustable load platform	256	■	■
Smoking kit	989	○	○
Door locking/unlocking remote control	008	■	■
Heated Rear Window with Wash/Wiper	101	■	■
Electric sunroof	400	○	■
Start&Stop	5DE	■*	■*
Heated front windscreen	253	○	○
Space-saver spare wheel	803	■**	■**
7 seats (needs opt 4H2)*	087	○	○
Comfort Pack (front armrest, driver's and passenger seat lumbar adjustment)	6YM	○	○
Lavazza Comfort Pack (includes driver's and passenger seat lumbar adjustment)	5FD	○	○
Roof bars		△	△
Carpet mats with logo		△	△
Sun blinds (side and for rear window)		△	△
Clothes hook		△	△
Bicycle rack (steel or aluminium)		△	△
Freebox (360 l, 490 l)		△	△
Ski rack, snowboard rack, surfboard rack, kayak rack		△	△
Tow hooks (fixed or removable)		△	△
Luggage nets		△	△

* not available on 1.4 Petrol engine

** incompatible with HiFi by Beats

MORE ROOM, MORE POSSIBILITIES.



Technical specifications*

	1.4 Petrol 95 HP	0.9 TwinAir 105 HP	1.3 16v MultiJet II 85 HP	1.3 16v MultiJet II 85 HP Dualogic™	1.6 16v MultiJet II 105 HP	1.6 16v MultiJet I 120 HP
ENGINE						
No. of cylinders, layout	in line 4	in line 2	in line 4	in line 4	in line 4	in line 4
Bore x stroke (mm)	72 x 84	80.5 x 86	69.6 x 82	69.6 x 82	79.5 x 80.5	79.5 x 80.5
Displacement (cm³)	1368	875	1248	1248	1598	1598
Compression ratio	11.0:01	10.0:01	16.8:1	16.8:1	16.5:1	16.5:01
Max. power output EC hp (kW) at rpm	95(70) @ 6000	105(77) @ 5500	85(62) @ 3500	85(62) @ 3500	105(77) @ 3750	120(88) @ 3750
Max. power output EC hp (kW) at rpm in ECO mode	-	98(72) @ 5750	-	-	-	-
Max. torque (Nm) at rpm	127 @ 4500	145 @ 2000	200 @ 1500	200 @ 1500	320 @ 1750	320 @ 1750
Max. torque (Nm) at rpm in ECO mode	-	120 @ 1750	-	-	-	-
Fuel system	petrol, electronic multipoint injection	petrol, electronic multipoint injection, turbocharger with intercooler	diesel, Common-Rail, direct injection with MultiJet II system, turbo charger with intercooler	diesel, Common-Rail, direct injection with MultiJet II system, turbo charger with intercooler	diesel, Common-Rail, direct injection with MultiJet II system, turbo charger with intercooler	diesel, Common-Rail, direct injection with MultiJet II system, turbo charger with intercooler
Timing	2 overhead camshafts 16 valves	single overhead camshaft with MultiAir system, 8 valves (chain)	2 overhead camshafts, 16 valves (chain)	2 overhead camshafts 16 valves (chain)	2 overhead camshafts 16 valves (toothed belt)	2 overhead camshafts 16 valves
Start&Stop system	NO	YES	YES	YES	YES	YES
DIMENSIONS						
Seats	5	5	5	5	5	5
Doors	5	5	5	5	5	5
Length - width (mm)	4352 - 1784	4352 - 1784	4352 - 1784	4352 - 1784	4352 - 1784	4352 - 1784
Height (mm)	1667	1667	1667	1667	1667	1667
Wheelbase (mm)	2612	2612	2612	2612	2612	2612
Front - rear track (mm)	1522 - 1519	1522 - 1519	1522 - 1519	1522 - 1519	1522 - 1519	1522 - 1519
Luggage compartment capacity (litres)	560	560	560	560	560	560
Second row seats: all back	638	638	638	638	638	638
Second row seats: all forward	1584	1584	1584	1584	1584	1584
Second row seats: all folded	1708	1708	1708	1708	1708	1708
Second row seats: folded&tumbled	1708	1708	1708	1708	1708	1708
ELECTRICAL SYSTEM						
Battery capacity (Ah)	50	63	63	63	72	72
TRANSMISSION						
Drive	front	front	front	front	front	front
Gearbox	6 speed manual	6 speed manual	5 speed manual	5 speed semi-automatic	6 speed manual	6 speed manual
Final drive torque	4.923	4.923	3.563	3.563	3.579	3.579

* all figures refer to the 5-seater configuration

	1.4 Petrol 95 HP	0.9 TwinAir 105 HP	1.3 16v MultiJet II 85 HP	1.3 16v MultiJet II 85 HP Dualogic™	1.6 16v MultiJet II 105 HP	1.6 16v MultiJet I 120 HP
WHEELS						
16" tyre size	205/55 R16	205/55 R16	205/55 R16	205/55 R16	205/55 R16	205/55 R16
16" rim size	16" x 6.5J	16" x 6.5J	16" x 6.5J	16" x 6.5J	16" x 6.5J	16" x 6.5J
17" tyre size	225/45 R17	225/45 R17	225/45 R17	225/45 R17	225/45 R17	225/45 R17
17" rim size	17" x 7J	17" x 7J	17" x 7J	17" x 7J	17" x 7J	17" x 7J
STEERING						
Steering box	Rack-and-pinion with electric power Dualdrive™ with city mode	Rack-and-pinion with electric power Dualdrive™ with city mode	Rack-and-pinion with electric power Dualdrive™ with city mode	Rack-and-pinion with electric power Dualdrive™ with city mode	Rack-and-pinion with electric power Dualdrive™ with city mode	Rack-and-pinion with electric power Dualdrive™ with city mode
Kerb-to-kerb turning circle (m)	10.7	10.7	10.7	10.7	10.7	10.7
SUSPENSION						
Front	independent, MacPherson strut type	independent, MacPherson strut type	independent, MacPherson strut type	independent, MacPherson strut type	independent, MacPherson strut type	independent, MacPherson strut type
Rear	semi independent torsion beam	semi independent torsion beam	semi independent torsion beam	semi independent torsion beam	semi independent torsion beam	semi independent torsion beam
BRAKES						
Self-ventilating disc brakes at front Ø (mm)	284	284	284	284	284	284
Solid disc brakes at rear Ø (mm)	251	251	251	251	251	251
CAPACITIES - WEIGHTS						
Fuel tank (l)	50	50	50	50	50	50
Kerb weight (kg)	1275	1290	1315	1320	1395	1400
Max. towable weight (kg) non-braked	400	400	400	400	400	400
Max. towable weight (kg) braked	1000	1000	1000	1000	1100	1100
PERFORMANCE						
Top speed mph (km/h)	106 (170)	112 (180)	102 (164)	102 (164)	112 (180)	117 (188)
Acceleration (sec): 0-62 mph	12.8	12.5	15.1	16.0	11.8	11.1
CONSUMPTION - EMISSIONS (Directive 2004/3/EC)						
Urban cycle consumption mpg (l/100 km)	34.0 (8.3)	49.6 (5.7)	56.5 (5.0)	62.8 (4.5)	52.3 (5.4)	51.4 (5.5)
Extra-urban cycle consumption mpg (l/100 km)	56.5 (5.0)	65.7 (4.3)	76.3 (3.7)	76.3 (3.7)	72.4 (3.9)	70.6 (4.0)
Combined cycle consumption mpg (l/100 km)	45.6 (6.2)	58.9 (4.8)	67.3 (4.2)	70.6 (4.0)	62.8 (4.5)	61.4 (4.6)
CO ₂ emissions (g/km)	145	112	110	105	117	120
Environmental classification	EURO 6	EURO 6	EURO 5+	EURO 5+	EURO 5+	EURO 5+