



fiat.co.uk



500L

GROWING UP
IS COOL.



THAT'S WHY THE FIAT 500
HAS BECOME AN "L".



HAVING KIDS TO CONTINUE BEING KIDS.



THE FIAT 500L IS LARGE SO THAT THE JOY
OF BEING TOGETHER CAN BECOME **BIGGER**
EVERY DAY.

Whether with friends or relatives, the Fiat 500L can accommodate them all, comfortably. With a **passenger volume of 3.17 m³**, the car provides a travelling experience to meet your needs and those of your passengers. With the Fiat 500L, it's not just the destination that counts, but the way you experience each journey.





THE FIAT 500L ALSO EXPANDS THE CONCEPT OF FUNCTIONALITY. MEASURING 4.15 METRES IN LENGTH, 1.78 METRES WIDE AND 1.66 METRES HIGH, IT TEAMS THE SPACE AND INTERIOR COMFORT OF AN MPV WITH THE PARKING PRACTICALITY OF A CITY CAR.

L 415 W 178 H 166



The ample size and space of the Fiat 500L is teamed with first-rate functionality and comfort. The **ribbon windows and glazed pillars** provide greater visibility and facilitate parking. The dashboard groups together the instrument panel and the main controls for the multimedia system in two distinct areas, as well as containing convenient storage compartments.

DOING
SOMETHING
GREAT IS
EVERYONE'S
AMBITION.



FIAT 500



SIMPLY CLIMB INTO A FIAT 500L AND THE IDEA OF HOSPITALITY IMMEDIATELY EXPANDS. THERE'S ROOM FOR EVERYTHING AND EVERYONE INSIDE, BECAUSE THE FIAT 500L LOVES TO TRAVEL IN GOOD COMPANY AND IN COMFORT.

THE FIAT 500L CAN CARRY **5 PEOPLE AND UP TO 5 TROLLEY BAGS** THANKS TO ITS **400 LITRE BOOT**. WHAT'S MORE, THE LOAD COMPARTMENT FEATURES A HOST OF POCKETS AND HOOKS TO TAKE ANYTHING YOU NEED WITH YOU IN COMPLETE SAFETY. THANKS TO THE **CARGO MAGIC SPACE** SYSTEM, YOU CAN ADJUST THE BOOT PLATFORM TO THREE DIFFERENT HEIGHTS AND ORGANISE YOUR BOOT AS YOU SEE FIT.

"FORTUNATELY,
YOU'RE OFF TO
A GREAT
START."





"OUR ASPIRATIONS ARE OUR POSSIBILITIES."

Samuel Johnson

ONLY THE FIAT 500L MULTIPLIES THESE ASPIRATIONS BY **1500**, IDENTICAL TO THE NUMBER OF INTERNAL CONFIGURATIONS. **INCREDIBLE**, ISN'T IT?

To enhance comfort and interior space further, the Fiat 500L offers you a **host of seat adjustments**. The front passenger seat with folding table backrest or the split rear seats can be longitudinally adjusted. Thanks to the **Fold&Tumble** function, it allows them to fold down onto themselves in one simple action. This provides a flat load platform that utilises the entire length of the car.



"THE ONLY WAY TO
GET RID OF A
TEMPTATION IS
TO YIELD TO IT."

Oscar Wilde



WITH THE FIAT 500L, **YOU DON'T HAVE**
TO GIVE ANYTHING UP. NOT EVEN YOUR
COFFEE BREAK.

The Fiat 500L enhances the flavour of every journey, in every sense. Because only the Fiat 500L features a genuine **espresso coffee machine inside the passenger compartment, including the Lavazza "A Modo Mio" capsule system**. For the first time ever, you won't need to stop at a café for a coffee break, since you can enjoy the aroma and taste of an authentic espresso coffee while remaining in the comfort of your car.







TRAVEL THE WORLD LIGHT.



THE FIAT 500L LETS YOU TRAVEL **LIGHTLY** – THANKS TO ITS LATEST GENERATION ENGINES, WHICH OFFER LOW FUEL CONSUMPTION AND LOW EMISSIONS.

The Fiat 500L engines provide the best combination of performance, fuel consumption and low emission levels. In addition to the **1.4 16v 95hp petrol engine** and the revolutionary **0.9 TwinAir 105hp**, the Fiat 500L range is completed with the **1.3 85hp MultiJet II turbo diesel** (also available in the MTA dualogic version) and the **1.6 16v MultiJet II turbo diesel**.





On the Fiat 500L, safety is guaranteed at the highest level. The car is fitted with **headlights with “Day Running Light”** function, optional **fog lights with “self-adaptive cornering”** and City Break Control (CBC). The Fiat 500L has as standard **6 Airbags**, EBD, ABS and BAS (Brake Assist System) and the sophisticated **ESC (Electronic Stability Control)** which incorporates the **ASR/MSR** acceleration and deceleration anti-slipping function with **Hill Holder** to facilitate hill starts. Also supplied as standard is **DST** active steering which improves driving safety and handling performance, as well as electronic rollover mitigation (**ERM**). The Fiat 500L comes with a 5 Star Euro NCAP rating.



“OUR NATURE CONSISTS
IN MOTION.”

Blaise Pascal



The Fiat 500L provides the best combination of performance, fuel consumption and low emission levels, thanks to the latest generation engines.

All the Fiat 500L petrol engines are Euro 6 compliant. You can choose the **1.4 16v 95 hp** engine or the revolutionary twin-cylinder **0.9 TwinAir** (105 hp) with 6 speed manual gearbox. Both offer outstanding performance with exceptionally low emissions and the TwinAir is the best in class for petrol engines in its category (CO₂ 112 g/km).

The Fiat 500L diesel range sets a true benchmark, thanks to the third-generation of **Common Rail injection systems and Start&Stop technology**.

The 1.3 MultiJet II, available with manual or automatic gearbox (MTA Dualogic), guarantees high torque even at low speeds as well as considerably reduced fuel consumption and CO₂ emissions (110g/km for manual, 105g/km for automatic).

The top of the range 1.6 MultiJet 105hp engine with 6 speed manual gearbox offers outstanding performance with all the benefit of a new technology diesel engine.



1.4 16v 95hp FIRE

| | |
|------------------------------------|-----------------|
| Displacement (cm³) | 1368 |
| Environmental classification | Euro 6 |
| Number of gears | 6 |
| Max power output EC hp (kW) at rpm | 95 (70) @ 6,000 |
| Max torque (Nm) at rpm | 127 @ 4,500 |
| Top speed mph (km/h) | 111 (178) |
| Acceleration (sec): 0 - 62 mph | 12.8 |
| Fuel consumption (l/100 km) | |
| urban cycle | 34.0 (8.3) |
| extra-urban cycle | 56.5 (5.0) |
| combined cycle | 45.6 (6.2) |
| CO ₂ emissions (g/km) | 145 |

1.3 16v 85hp MULTIJET II

| | |
|------------------------------------|-----------------|
| Displacement (cm³) | 1248 |
| Environmental classification | Euro 5+ |
| Number of gears | 5 |
| Max power output EC hp (kW) at rpm | 85 (62) @ 3,500 |
| Max torque (Nm) at rpm | 200 @ 1,500 |
| Top speed mph (km/h) | 102 (164) |
| Acceleration (sec): 0 - 62 mph | 14.9 |
| Fuel consumption (l/100 km) | |
| urban cycle | 56.5 (5.0) |
| extra-urban cycle | 76.3 (3.7) |
| combined cycle | 67.3 (4.2) |
| CO ₂ emissions (g/km) | 110 |

1.6 16v 105hp MULTIJET II

| | |
|------------------------------------|------------------|
| Displacement (cm³) | 1598 |
| Environmental classification | Euro 5+ |
| Number of gears | 6 |
| Max power output EC hp (kW) at rpm | 105 (77) @ 3,750 |
| Max torque (Nm) at rpm | 320 @ 1,750 |
| Top speed mph (km/h) | 112 (181) |
| Acceleration (sec): 0 - 62 mph | 11.3 |
| Fuel consumption (l/100 km) | |
| urban cycle | 52.3 (5.4) |
| extra-urban cycle | 72.4 (3.9) |
| combined cycle | 62.8 (4.5) |
| CO ₂ emissions (g/km) | 117 |



The Start&Stop device automatically stops the engine each time the vehicle is stationary and starts it again when driving resumes.

0.9 TWINAIR TURBO 105hp

| | |
|------------------------------------|------------------|
| Displacement (cm³) | 875 |
| Environmental classification | Euro 6 |
| Number of gears | 6 |
| Max power output EC hp (kW) at rpm | 105 (77) @ 5,500 |
| Max torque (Nm) at rpm | 145 @ 2,000 |
| Top speed mph (km/h) | 112 (180) |
| Acceleration (sec): 0 - 62 mph | 12.3 |
| Fuel consumption (l/100 km) | |
| urban cycle | 49.6 (5.7) |
| extra-urban cycle | 65.7 (4.3) |
| combined cycle | 58.9 (4.8) |
| CO ₂ emissions (g/km) | 112 |

1.3 16v 85hp MULTIJET II MTA

| | |
|------------------------------------|-----------------|
| Displacement (cm³) | 1248 |
| Environmental classification | Euro 5+ |
| Number of gears | 5 |
| Max power output EC hp (kW) at rpm | 85 (62) @ 3,500 |
| Max torque (Nm) at rpm | 200 @ 1,500 |
| Top speed mph (km/h) | 102 (164) |
| Acceleration (sec): 0 - 62 mph | 15.1 |
| Fuel consumption (l/100 km) | |
| urban cycle | 62.8 (4.5) |
| extra-urban cycle | 76.3 (3.7) |
| combined cycle | 70.6 (4.0) |
| CO ₂ emissions (g/km) | 105 |



"THERE IS NO DELIGHT IN OWNING
ANYTHING UNSHARED."

Seneca

THE FIAT 500L IS A LINK TO ACCESS

YOUR FAVOURITE SOCIAL NETWORKS, NEWS AND THE WEB DIRECTLY.





With the Fiat 500L, you can stay in touch with everyone, thanks to the innovative **Uconnect device**, which comes as standard. The Uconnect device is equipped with a **5" colour touchscreen**, so you can access the radio and your multimedia devices, which can be connected via USB and Aux-in socket. Thanks to Bluetooth®, you can handle calls, read any text messages and, in addition, with the innovative **Audio Streaming** system, you can stream music files and web radio stations directly from your smartphone without wires (where compatible). For travelling in a more eco-friendly and cost-efficient manner, the Fiat 500L is equipped with **eco:Drive Live**, the system that monitors your driving style and gives you useful advice on fuel consumption as well as reducing pollution by **up to 16%**. The eco:Drive Live is effectively a virtual personal trainer, helping you to achieve more intelligent and economical behaviour behind the wheel.





"YOUTH IS
THE ONLY
THING
WORTH
HAVING."

Oscar Wilde



ENHANCE **YOUR** FUN TO THE RHYTHM OF MUSIC.

Music is the soul of any journey, and every destination has its own soundtrack; for this reason the Fiat 500L is equipped with a **radio based on the Windows Embedded Automotive** operating system. It has a user-friendly interface with numerous functions such as voice recognition and audio controls on the steering wheel. This allows you to access content without taking your hands off the wheel.



THE FIAT 500L FEATURES A NEW HI-FI SYSTEM, DEVELOPED IN CONJUNCTION WITH
BEATS AUDIO™, DELIVERING A CLEAN, CRISP, STUDIO SOUND.

Beats Audio™ is a top-of-the-line audio system that was developed in 2008 by legendary music producer Dr. Dre and music pioneer Jimmy Iovine. They sought to deliver music the way the artist intended it to be heard, and to make sure that whether you're on your phone, on your computer, or in your car, you can get the signature Beats sound.

This option is now available in all 2013 Fiat 500L versions. The exclusive Beats Audio™ premium sound system includes six door and rear-quarter-mounted speakers, along with an 8-inch Dual-Voice Coil (DVC) subwoofer operating Beats Audio's™ exclusive Digital Sound Processing (DSP) algorithm. This mix of hardware (the speakers) and software (the algorithm) is then coupled with a tuning process which delivers an amazing blend of science and true artistry. It is a listening experience as close as possible to what the artist intended in the studio.



"STYLE IS THE IMAGE OF CHARACTER."

Edward Gibbon

THE FIAT 500L IS A LIFESTYLE FOR THOSE WHO
WON'T COMPROMISE ON SPACE NOR DESIGN.

10 different body colours, 3 roof colours (black, white and body colour) and **3 wheel colours** (silver or with white or black diamond finish): the result is more than **300 different combinations** for your Fiat 500L. Additionally, you can also choose your own interior depending on the trim level. This includes the black "Star" fabric upholstery with red or grey inserts, the "Tecnosilk" fabric upholstery available in two different shades (beige or grey) and the fine Castiglio offered in two versions: mink or cream.



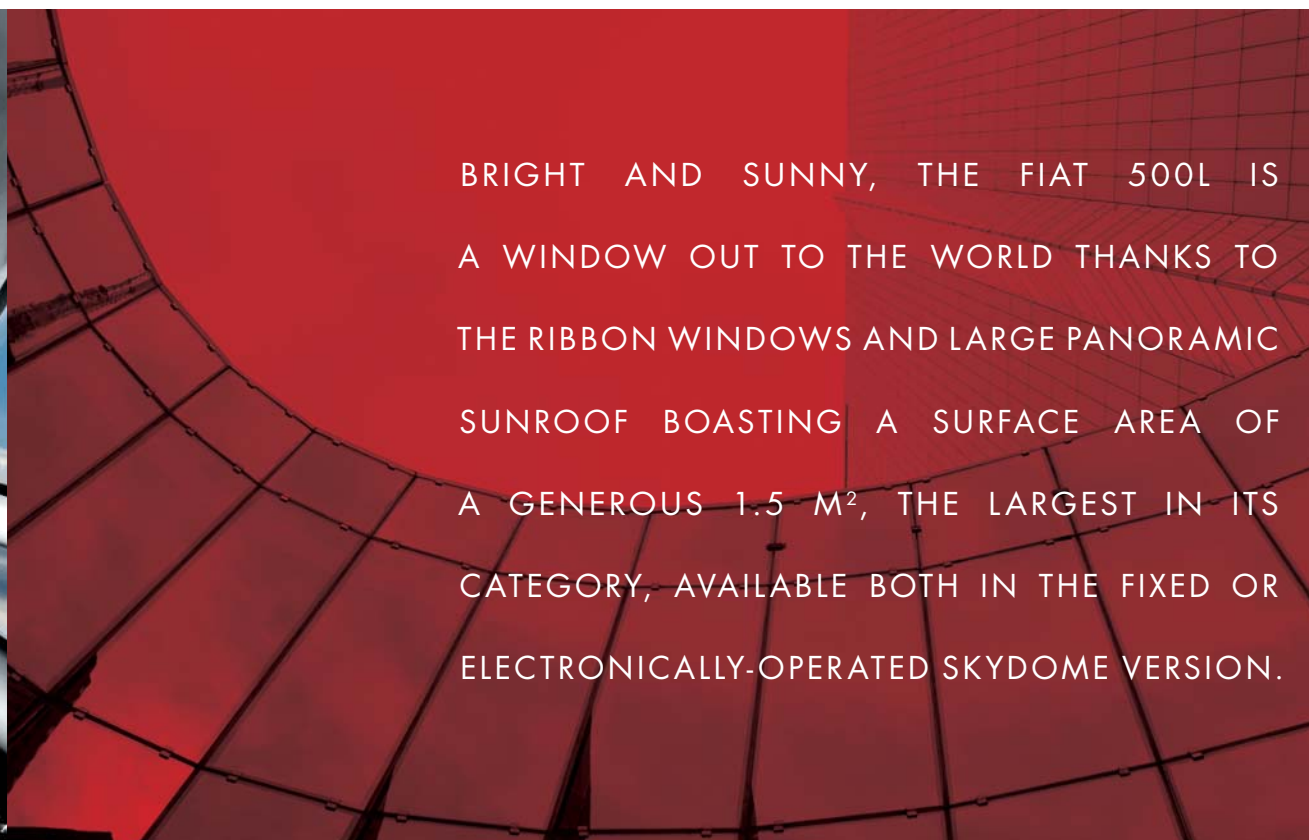
THE FIAT 500L IS A LARGE FIAT 500,
SO IT COULDN'T HELP BUT HAVE
A FUN SPIRIT, A UNIQUE STYLE AND
EXCLUSIVE DETAILS.

"WHAT WE SEE DEPENDS MAINLY ON WHAT WE LOOK FOR."

John Lubbock

THANKS TO THE RIBBON WINDOWS AND THE LARGEST GLASS ROOF IN ITS CATEGORY, **THE FIAT 500L IS A WINDOW OUT TO THE WORLD.**





"WE DON'T SEE THINGS AS THEY ARE,
WE SEE THEM AS WE ARE."
Anaïs Nin

With the Fiat 500L, you can express your personality to the full.



MORE CHOICES THAN A KID HAS IN A SWEETSHOP.

Choose the version that suits you most from Pop Star, Easy and Lounge and run riot with over 140 accessories.





17" ALLOY WHEELS
WITH BLACK DIAMOND FINISH



17" SILVER ALLOY WHEELS

17" ALLOY WHEELS
WITH BLACK DIAMOND FINISH



17" ALLOY WHEELS
WITH WHITE DIAMOND FINISH



406
16" STEEL WHEELS
WITH SILVER COVERS



433
16" SILVER ALLOY WHEELS



439
16" SILVER ALLOY WHEELS




435
17" DARK GREY ALLOY WHEELS



6XN
16" STEEL WHEELS
WITH BLACK COVERS



5A6
16" ALLOY WHEELS
WITH BLACK DIAMOND FINISH



56J
16" ALLOY WHEELS
WITH BLACK DIAMOND FINISH



68P
17" ALLOY WHEELS
WITH BLACK DIAMOND FINISH

4XE
16" STEEL WHEELS
WITH WHITE COVERS

4WQ
16" ALLOY WHEELS
WITH WHITE DIAMOND FINISH

55E
16" ALLOY WHEELS
WITH WHITE DIAMOND FINISH

5FB
17" ALLOY WHEELS
WITH WHITE DIAMOND FINISH





CHROMED MIRROR COVER



CERAMIC EFFECT BLACK MIRROR COVER



TECHNICS EFFECT WHITE MIRROR COVER



TECHNICS OUTLINE EFFECT ALUMINIUM MIRROR COVER



TECHNICS SILVER EFFECT ALUMINIUM MIRROR COVER



13 COLOURS TO CHOOSE FROM TO HAVE A TRULY UNIQUE KEY COVER



Leave more time for leisure with the Fiat 500L, with a host of useful accessories to travel in pursuit of fun and relaxation. The roof bars allow you to carry bicycles, surfboards, skis and snowboards in total safety. But that's not all; the Fiat 500L also features a full range of child seats, anti-theft systems, luggage nets and passenger compartment separation grilles for carrying pets, steel clothes hooks and much more - everything you need to make your journey a pleasant and comfortable experience.



Customise your Fiat 500L with the dedicated badge and stickers, available in a variety of colours and motifs.



 STRIPE WHITE SILVER

 STRIPE DARK GREY/SILVER

 STRIPE WHITE SILVER

 FLASH DARK GREY/SILVER

 FLASH WHITE/SILVER

 ITALIAN FLAG





EASY TRIM LEVEL
(SOFT TOUCH DASHBOARD)



POP STAR TRIM LEVEL
(PAINTED DASHBOARD)



LOUNGE TRIM LEVEL
(SUEDE DASHBOARD)



108 Opera Red (metallic)

□ white roof

■ black roof



609 Heavy Metal Grey (metallic)

□ white roof



612 Minimal Grey (metallic)

■ black roof



390 Beatbox green (metallic)

□ white roof



366 Vocal Green

□ white roof

■ black roof



268 Bossa Nova White

■ black roof



231 New Age Cream

□ white roof

■ black roof



483 Bashment Blue

□ white roof

■ black roof



111 Pasodoble Red











□ white roof


























































■ black roof



601 Darkwave Black

□ white roof

| POP STAR | | | Pasodoble Red | Bossa Nova White | Darkwave Black | Heavy Metal Grey | Minimal Grey |
|--|---|---|---|---|--|---|---|
|  |  |  |  |  |  |  |  |
| 120 Red Painted Dashboard – Grey Ambience – Grey / Black Fabric 125 Red Painted Dashboard – Red Ambience – Red / Black Fabric | | |  | | | | |
|  |  |  | | |  | | |
| 128 Black Painted Dashboard – Grey Ambience – Grey / Black Fabric 110 Black Painted Dashboard – Red Ambience – Red / Black Fabric | | | | | | | |
|  |  |  | |  | | | |
| 105 White Painted Dashboard – Grey Ambience – Grey/Black Fabric 109 White Painted Dashboard – Red Ambience – Red / Black Fabric | | | | | | | |
|  |  |  | | | | |  |
| 135 Light Grey Painted Dashboard – Grey Ambience – Grey / Black Fabric 132 Light Grey Painted Dashboard – Red Ambience – Red / Black Fabric | | | | | | | |
|  |  |  | | | |  | |
| 169 Dark Grey Painted Dashboard – Grey Ambience – Grey / Black Fabric 158 Dark Grey Painted Dashboard – Red Ambience – Grey / Black Fabric | | | | | | | |

| EASY | | | Pasodoble Red | New Age Cream | Bossa Nova White | Vocal Green | Bashment Blue | Darkwave Black | Opera Red | Heavy Metal Grey | Beatbox Green | Minimal Grey |
|--|---|---|---|---|---|---|---|---|---|---|---|---|
|  |  |  |  |  |  |  |  |  |  |  |  |  |
| 246 Soft touch Beige Dashboard – Beige Ambience – Magnesium / Beige Fabric, Twotone Black / Beige Steering Wheel | | | |  | |  |  |  | |  |  | |
|  |  |  | | |  | | |  |  |  | |  |
| 257 Soft touch Red Dashboard – Grey Ambience – Red / Grey Fabric Twotone Black / Red Steering Wheel | | | | | | | | | | | | |
|  |  |  |  | |  | | |  |  |  | |  |
| 273 Soft touch Grey Dashboard – Grey Ambience–Red / Grey Fabric Twotone Black / Grey Steering Wheel | | | | | | | | | | | | |
| LOUNGE | | | | | | | | | | | | |
|  |  |  | |  | | |  |  | |  |  |  |
| 339 Suede Beige Dashboard - Beige ambience – Beige / Dark Grey Fabric, Twotone Black / Beige Steering Wheel | | | | | | | | | | | | |
|  |  |  |  | |  |  |  |  |  |  |  |  |
| 352 Suede Grey Dashboard – Grey Ambience – Two tone Grey Fabric Twotone Black / Grey Steering Wheel | | | | | | | | | | | | |



Main standard equipment and options

| | | POP STAR | EASY | LOUNGE |
|---|-----|----------|------|--------|
| STYLE | | | | |
| Body coloured bumpers | 876 | ■ | ■ | ■ |
| Body coloured door mirrors* | 976 | ■ | ■ | ■ |
| Leather gear knob | 4VU | ■ | ■ | ■ |
| Leather steering wheel with audio controls | 318 | ■ | ■ | ■ |
| 16" steel wheels with silver covers | 406 | – | ■ | – |
| 16" steel wheels with white covers | 4XE | – | ○ | – |
| 16" ststeel wheels with black covers | 6XN | – | ○ | – |
| 16" silver alloy wheels | 433 | ■ | – | – |
| 16" alloy wheels with white diamond finish | 4WQ | ○ | – | – |
| 16" alloy wheels with black diamond finish | 5A6 | ○ | – | – |
| 16" silver alloy wheels | 439 | – | ○ | ■ |
| 16" alloy wheels with white diamond finish | 55E | – | ○ | ○ |
| 16" alloy wheels with black diamond finish | 56J | – | ○ | ○ |
| 17" dark grey alloy wheels | 435 | ○ | ○ | ○ |
| 17" alloy wheels with white diamond finish | 5FB | ○ | ○ | ○ |
| 17" alloy wheels with black diamond finish | 68P | ○ | ○ | ○ |
| Pastel paint | | ■ | ■ | ■ |
| Bicolour: pastel paint/white roof | 4DL | ○ | ○ | ○ |
| Bicolour: pastel paint/black roof | 4DT | ○ | ○ | ○ |
| Special pastel paint | 5CF | ○ | ○ | ○ |
| Bicolour: special pastel paint/white roof | 6Y0 | ○ | ○ | ○ |
| Bicolour: special pastel paint/black roof | 6Y2 | ○ | ○ | ○ |
| Metallic paint | 210 | ○ | ○ | ○ |
| Bicolour: metallic paint/white roof | 6Y1 | ○ | ○ | ○ |
| Bicolour: metallic paint/black roof | 6Y3 | ○ | ○ | ○ |
| Dark tinted windows | 070 | ○ | ○ | ○ |
| Specific side mouldings with chrome inserts | 61R | ■ | ○ | ■ |

* for bicolour versions, door mirror covers will match roof colour

| | | POP STAR | EASY | LOUNGE |
|---|-----|----------|-------|--------|
| COMFORT | | | | |
| Remote central locking | 008 | ■ | ■ | ■ |
| Height adjustable steering wheel | 011 | ■ | ■ | ■ |
| Front electric windows | 028 | ■ | ■ | ■ |
| Thermic windscreen | 029 | ■ | ■ | ■ |
| Electrically adjustable door mirrors | 041 | ■ | ■ | ■ |
| Heated rear window with wash/wiper | 101 | ■ | ■ | ■ |
| Dualdrive power steering | 112 | ■ | ■ | ■ |
| Central locking | 228 | ■ | ■ | ■ |
| Cargo magic space: height-adjustable load platform | 256 | ■ | ■ | ■ |
| Height adjustable driver's seat | 450 | ■ | ■ | ■ |
| 12v point | 823 | ■ | ■ | ■ |
| Space saver spare wheel** | 803 | ■ | ■ | ■ |
| Start&Stop | 5DE | – /■* | – /■* | – /■* |
| Rear electric windows | 023 | ○ | ■ | ■ |
| Rear parking sensors | 508 | ○ | ■ | ■ |
| Air conditioning | 025 | ■ | ■ | – |
| Automatic dual zone climate control | 140 | ○ | ○ | ■ |
| Rear armrest | 275 | ○ | ○ | ■ |
| 3^ rear head restraint | 511 | ○ | ○ | ■ |
| Electrochromatic dipping rearview mirror | 410 | ○ | ○ | ■ |
| Floor mats | 396 | ○ | ○ | ■ |
| Front seats with foldable table and seat pocket on the back | 5ZJ | ○ | ○ | ■ |
| Fixed glass roof | 59E | ○ | ○ | ■ |
| Electric sunroof | 400 | ○ | ○ | ○ |
| Driver's seat with armrest | 6NV | ○ | ○ | ○ |
| Driver seat with electric lumbar adjustment | 623 | ○ | ○ | ○ |
| Passenger seat lumbar adjustment | 456 | ○ | ○ | ○ |
| Height adjustable passenger seat | 454 | ○ | ○ | ○ |
| Heated front seats | 452 | ○ | ○ | ○ |
| LAVAZZA coffee machine | 6WX | ○ | ○ | ○ |
| Smoking kit | 989 | ○ | ○ | ○ |
| Heated front windscreen | 253 | ○ | ○ | ○ |

* not available on 1.4 petrol engine ** incompatible with Hifi by Beats


MTA version includes Dualogic controls on leather steering wheels (5BH).

| | | POP STAR | EASY | LOUNGE |
|--|-----|----------|------|--------|
| SAFETY | | | | |
| ESC (Electronic Stability Control) including ASR/MSR, Hill Holder, ABS+EBD, ERM, DST and BAS | 392 | ■ | ■ | ■ |
| Cruise control | 416 | ■ | ■ | ■ |
| 6 Airbags | | ■ | ■ | ■ |
| Fog lights | 097 | ○ | ○ | ■ |
| Automatic light with rain sensors | 347 | ○ | ○ | ■ |
| Rear view child view mirror | 68F | ○ | ○ | – |
| Tire pressure monitoring system | 365 | ○ | ○ | ○ |
| City brake control | 6DC | ○ | ○ | ○ |
| AUDIO | | | | |
| 5" touchscreen radio with Bluetooth | 6Q2 | ■ | ■ | ■ |
| 5" touchscreen radio with Bluetooth & DAB | 6Q3 | ○ | ○ | ○ |
| 5" touchscreen satnav with Bluetooth & DAB | 6Q9 | ○ | ○ | ○ |
| HiFi by Beats (incompatible with spare wheel - car will be equipped with Fix&Go) | 4JF | ○ | ○ | ○ |
| PACK | | | | |
| Comfort Pack (456+623+6NV) | 6YM | ○ | ○ | ○ |
| Comfort Pack for LAVAZZA (456+623) | 5FD | ○ | ○ | ○ |

Technical specifications

| | 1.4 16v FIRE 95hp Pop Star Easy – Lounge | 0.9 TwinAir Turbo 105hp Pop Star Easy – Lounge | 1.3 16v MultiJet II 85hp Pop Star Easy – Lounge | 1.3 16v MultiJet II MTA 85hp Pop Star Easy – Lounge | 1.6 16v MultiJet II 105hp Pop Star Easy – Lounge |
|--|---|--|---|---|---|
| ENGINE | | | | | |
| No. of cylinders, layout | in line 4 | in line 2 | in line 4 | in line 4 | in line 4 |
| Bore x stroke (mm) | 72 x 84 | 80.5 x 86 | 69.6 x 82 | 69.6 x 82.0 | 79.5 x 80.5 |
| Displacement (cm³) | 1368 | 875 | 1248 | 1248 | 1598 |
| Compression ratio | 11.0:01 | 10.0:01 | 16.8:1 | 16.8:1 | 16.5:1 |
| Max. power output EC hp (kW) at rpm | 95(70) @ 6000 | 105(77) @ 5500 | 85(62) @ 3500 | 85 (62) @3500 | 105 (77) @3750 |
| Max. power output EC hp (kW) at rpm in ECO mode | – | 98(72)@ 5750 | – | – | – |
| Max. torque (Nm) at rpm | 127 @ 4500 | 145 @ 2000 | 200 @ 1500 | 200 @ 1500 | 320 @ 1750 |
| Max. torque (Nm) at rpm in ECO mode | – | 120 @ 1750 | – | – | – |
| Fuel system | petrol, electronic multipoint injection | petrol, electronic multipoint injection, turbo charger with intercooler | diesel, Common Rail, direct injection with MultiJet II system, turbo charger with intercooler | diesel, Common Rail, direct injection with MultiJet II system, turbo charger with intercooler | diesel, Common Rail, direct injection with MultiJet II system, turbo charger with intercooler |
| Timing | 2 overhead camshafts, 16 valves (toothed belt) | single overhead camshaft with MultiAir system, 8 valves (toothed belt) | 2 overhead camshafts, 16 valves (chain belt) | 2 overhead camshafts, 16 valves (chain belt) | 2 overhead camshafts, 16 valves (chain belt) |
| Start&Stop system | NO | YES | YES | YES | YES |
| DIMENSIONS | | | | | |
| Seats | 5 | 5 | 5 | 5 | 5 |
| Doors | 5 | 5 | 5 | 5 | 5 |
| Length - Width (mm) | 4147 – 1784 | 4147 – 1784 | 4147 – 1784 | 4147-1784 | 4147-1784 |
| Height (mm) | 1665 | 1665 | 1665 | 1665 | 1665 |
| Wheelbase (mm) | 2612 | 2612 | 2612 | 2612 | 2612 |
| Front - rear track (mm) | 1522 – 1519 | 1522 – 1519 | 1522 – 1519 | 1522 – 1519 | 1522 – 1519 |
| Luggage compartment capacity (litres) Rear seats: all back - all forward - folded | 343 – 400 – 1310 | 343 – 400 – 1310 | 343 – 400 – 1310 | 343 - 400 – 1310 | 343 - 400 – 1310 |
| ELECTRICAL EQUIPMENT | | | | | |
| Battery capacity (Ah) | 50 | 63 | 63 | 63 | 63 |
| TRANSMISSION | | | | | |
| Drive | front | front | front | front | front |
| Gearbox | 6 speed manual | 6 speed manual | 6 speed manual | 5 speed semi-automatic | 6 speed manual |
| WHEELS | | | | | |
| 16" tyre size | 205/55 R16 | 205/55 R16 | 205/55 R16 | 205/55 R16 | 205/55 R16 |
| 16" rim size | 16" x 6.5J | 16" x 6.5J | 16" x 6.5J | 16" x 6.5J | 16" x 6.5J |
| 17" tyre size | 225/45 R17 | 225/45 R17 | 225/45 R17 | 225/45 R17 | 225/45 R17 |
| 17" rim size | 17" x 7J | 17" x 7J | 17" x 7J | 17" x 7J | 17" x 7J |

| | 1.4 16v FIRE 95hp Pop Star Easy – Lounge | 0.9 TwinAir Turbo 105hp Pop Star Easy – Lounge | 1.3 16v MultiJet II 85hp Pop Star Easy – Lounge | 1.3 16v MultiJet II MTA 85hp Pop Star Easy – Lounge | 1.6 16v MultiJet II 105hp Pop Star Easy – Lounge |
|---|--|--|--|--|--|
| STEERING | | | | | |
| Steering box | Rack-and-pinion with electric power Dualdrive™ with city mode | Rack-and-pinion with electric power Dualdrive™ with city mode | Rack-and-pinion with electric power Dualdrive™ with city mode | Rack-and-pinion with electric power Dualdrive™ with city mode | Rack-and-pinion with electric power Dualdrive™ with city mode |
| Kerb-to-kerb turning circle (m) | 11.1 | 11.1 | 11.1 | 11.1 | 11.1 |
| SUSPENSION | | | | | |
| Front | independent, MacPherson strut type | independent, MacPherson strut type | independent, MacPherson strut type | independent, MacPherson strut type | independent, MacPherson strut type |
| Rear | semi independent torsion beam | semi independent torsion beam | semi independent torsion beam | semi independent torsion beam | semi independent torsion beam |
| BRAKES | | | | | |
| Self-ventilating disc brakes at front Ø (mm) | 284 | 284 | 284 | 284 | 284 |
| Solid disc brakes at rear Ø (mm) | 251 | 251 | 251 | 251 | 251 |
| CAPACITIES – WEIGHTS | | | | | |
| Fuel tank (l) | 50 | 50 | 50 | 50 | 50 |
| Kerb weight (kg) without driver | 1245 | 1260 | 1315 | 1320 | 1365 |
| Max. towing weight (kg) non-braked | 400 | 400 | 400 | 400 | 400 |
| Max. towing weight (kg) braked | 1000 | 1000 | 1000 | 1000 | 1100 |
| PERFORMANCE | | | | | |
| Top speed mph (km/h) | 111 (178) | 112 (180) | 102 (165) | 102 (164) | 112 (181) |
| Acceleration (sec): 0 - 62 mph | 12.8 | 12.3 | 14.9 | 15.1 | 11.3 |
| FUEL CONSUMPTION – EMISSIONS (directive 2004/3/EC) | | | | | |
| Urban cycle fuel consumption mpg (l/100 km) | 34.0 (8.3) | 49.6 (5.7) | 56.5 (5.0) | 62.8 (4.5) | 52.3 (5.4) |
| Extra-urban cycle fuel consumption mpg (l/100 km) | 56.5 (5.0) | 65.7 (4.3) | 76.3 (3.7) | 76.3 (3.7) | 72.4 (3.9) |
| Combined cycle fuel consumption mpg (l/100 km) | 45.6 (6.2) | 58.9 (4.8) | 67.3 (4.2) | 70.6 (4.0) | 62.8 (4.5) |
| CO ₂ emissions (g/km) | 145 | 112 | 110 | 105 | 117 |
| Environmental classification | EURO 6 | EURO 6 | EURO 5+ | EURO 5+ | EURO 5+ |



| S

