

# LEXUS CT



 LEXUS

View Offers



Watch the Advert



Find a Dealer



Book a Test Drive



LEXUS



# AMAZING IN MOTION

Driving the CT 200h you'll experience peerless Lexus luxury in a compact car powered by our Full Hybrid technology. You'll also enjoy smooth performance, hallmarked by low CO<sub>2</sub> emissions from just 82 g/km. In EV (Electric Vehicle) mode you can drive almost silently, using no fuel and emitting zero emissions. Inside, its cabin offers leading edge audio, multimedia services and award-winning quality overseen by our Takumi master craftspeople. Discover a new level of comfort and refinement in the amazing CT 200h.

THE INNOVATIVE CT 200h  
FULL HYBRID **LUXURY** COMPACT  
OFFERS A UNIQUE BLEND OF  
LEXUS REFINEMENT AND  
**CLASS-LEADING**  
ENVIRONMENTAL PERFORMANCE

Chika Kako, CT Chief Engineer

View Offers



Watch the Advert



Find a Dealer



Book a Test Drive



LEXUS

# LUXURY GOES COMPACT

Drive the world's first full hybrid luxury compact, also available as a dynamic F SPORT model. Featuring a distinctive new front end design and athletic rear styling, the latest CT is great fun to own. Inside, its luxurious cockpit offers a unique Lexus welcome, with beautifully stitched leather seating and high-quality materials. However, the CT200h is not just enjoyable to drive, it's also equipped with advanced technologies like Remote Touch, 13-speaker Mark Levinson® audio and Lexus Premium Navigation on certain grades. For a more dynamic look, the head-turning CT F SPORT offers 'Dark Rose' leather seats, more responsive suspension and 17-inch F SPORT alloy wheels.



View  
Offers



Watch  
the Advert



Find  
a Dealer



Book  
a Test Drive



LEXUS

# FREEDOM OF THE CITY

Relax in a smooth and refined compact, using Drive Mode Select to tune the car to suit your mood. Driving the CT you'll experience a real sense of connection in a car that is perfectly balanced and smooth to drive. It is precise and controlled, especially when cornering, thanks to a rigid chassis built using breakthrough adhesive technology, lightweight aluminium components and Electric Power Steering. Double wishbone rear suspension ensures excellent roadholding and a comfortable ride. Using Drive Mode Select, conveniently positioned on the central console, you can choose between ECO mode for maximum efficiency, NORMAL for everyday driving comfort and SPORT for dynamic responsiveness. Or press the EV button to enjoy the CT in Electric Vehicle mode.



# URBAN RENEWAL

For the CT our designers applied the latest dynamic iteration of our L-finesse (L = Leading edge) creative philosophy. Centre of attention is a bolder, wider and lower 'spindle grille', flanked by jewel-like LED headlights and daytime running lights. For improved handling and reduced wind noise, it has a long streamlined profile, redesigned rear bumper and a shark fin antenna. For enhanced stability, aerodynamic features include surfboard-like fins beneath the car and winglets on the rear lights and front door pillars.

*The equipment listed above is available on selected grades.*





# STANDOUT DESIGN

Distinctive F SPORT styling, leather seats and 17-inch alloy wheels. Tuned on the racetrack by our 'Lexus Drive Masters', the CT F SPORT is even more engaging to drive thanks to a revised suspension set-up and more responsive shock absorbers. Dynamic F SPORT styling integrates a larger and more expressive mesh grille, while a 'cut-out' rear spoiler helps increase driving stability. The interior now offers the new option of 'Dark Rose' leather sports seats, F SPORT perforated leather steering wheel, aluminium pedals and metallic inlays. More details can be found on pages 36.



CT 200h

# CT ADVANCE

With Smart entry and heated front seats as standard, the CT Advance offers compact luxury from the start of your journey. Cruise control and parking assist sensors (front and rear) will also make your life easier behind the wheel. Lexus Navigation also comes as standard to help you reach your final destination.



# CT ADVANCE PLUS

Available for a limited period, the CT 200h Advance Plus includes all of the specification of the CT Advance, as well as complimentary metallic paint and more. With a sunroof as standard, the Advance Plus also offers an optional complimentary distinctive two tone paint with a Velvet Black roof and exclusive darkened alloy wheels. Ergonomic front seats - finished in exclusive Fabric / Tahara trim upholstery - provide excellent lateral support when cornering and perfect posture on longer journeys. Inside, everything you touch is of peerless Lexus quality - from the leather-covered steering wheel to the soft touch cabin details. For extra comfort, Electronic Climate Control offers precise temperature regulation.

View Offers



Watch the Advert



Find a Dealer



Book a Test Drive



LEXUS

# CONNECTED THINKING

Seamless smartphone interface, connected services and next-generation Lexus Premium Navigation. The CT is available with the latest Lexus Premium Navigation featuring an elegant 7-inch screen operated by Remote Touch or voice commands. With vivid 3D graphics and many mapping options, once parked, the system can even generate a QR code to scan with your smartphone. This helps you reach your final destination on foot. The multimedia system also offers services such as Online Search, Google Street View®, Panoramio® or even reads out incoming text messages. For extra convenience, you can also forward a route from a compatible mobile device to the navigation system in the CT.

*The equipment listed above is available on selected grades*





# THE ECO PIONEER

Built using breakthrough eco materials, the CT can also calculate the most ecological route to suit your driving style. Winner of numerous awards, the CT Full Hybrid luxury compact is designed to minimise environmental impact. Powered by the cleanest drivetrain in its class, it is constructed using pioneering, sustainable technologies, such as boot linings that are made from ecological plastic derived from sugar cane resin. Both Panasonic® audio systems feature bamboo charcoal resin speaker diaphragms for improved sound and recyclability. Finally, at the end of its life, up to 85% of the car can be recycled, including the hybrid battery.



View Offers



Watch the Advert



Find a Dealer



Book a Test Drive



# TUNED FOR EXCELLENCE

Discover the amazing Mark Levinson® premium surround system that delivers world-class sound quality. The CT 200h Premier comes with an amazing 13-speaker Mark Levinson® Premium Surround system. Fitted exclusively to Lexus cars, Mark Levinson has become synonymous with audiophiles for high-performance sound technology. Each speaker of this bespoke system is designed to fit the exact acoustic properties of the cabin. Delivering 7.1-channel digital surround sound, this system provides a true home-theatre-style experience for enjoying music and, when the car is stationary, watching DVDs or playing videos using a VTR cable.



View Offers



Watch the Advert



Find a Dealer



Book a Test Drive



LEXUS

## THE PRE-CRASH SYSTEM SENSES DANGER AHEAD AND RETUNES THE CAR

The CT 200h offers 5-star Euro NCAP protection as standard. Equipped with Vehicle Stability Control, Traction Control and Brake Assist, the CT is engineered to avoid danger. Optional Pre-Crash Safety uses millimetre-wave radar to identify danger ahead and can even apply the brakes if necessary. However, in the unlikely event of a collision, you are protected by an incredibly strong passenger safety cell that makes extensive use of high-tensile steel. Enhancing safety even further, the CT features Whiplash Injury Lessening front seats and eight airbags as standard.

# ENHANCED PROTECTION



# FULL HYBRID TECHNOLOGY

The CT delivers 136 DIN hp of full hybrid power, yet emits from just 82 g/km.\* of CO<sub>2</sub>. In 2004, Lexus became the first premium carmaker to perfect Full Hybrid technology. Since then, over 650,000 Lexus hybrid models have been sold. Lexus Hybrid Drive combines an advanced 1.8-litre Atkinson Cycle petrol engine with a high-output electric motor. Importantly, the CT 200h consumes from a mere 78.5mpg\* of fuel or, in near silent EV (Electric Vehicle) mode, uses no petrol and produces zero emissions. There's ample room for suitcases too, as the hybrid battery takes up minimal space beneath the rear luggage compartment.

\* For the S grade.



**1 / Power control unit** Located in the engine compartment, the groundbreaking Power Control Unit is the brain of Lexus Hybrid Drive and controls the allocation of power resources to ensure optimum efficiency at all times.

**2 / High-output electric motor** Generating up to 207 Nm of instantaneous and linear torque, the 82 DIN hp electric motor works together with the petrol engine to boost acceleration, and is the sole source of power in EV (Electric Vehicle) mode.

**3 / 1.8-litre 4-cylinder petrol engine** Featuring Start/Stop capability, Exhaust Gas Recirculation and Variable Valve Timing intelligent technologies, this quiet and smooth 'Atkinson Cycle' petrol engine delivers exceptional fuel efficiency and significantly reduced emissions.

**4 / Advanced compact battery** Lexus Hybrid Drive includes a high-output, nickel-metal hydride 202 V battery controlled by sophisticated energy-management software. Located under the luggage area, without compromising interior space, the battery is recharged as necessary while driving and requires no external charging.

**5 / Regenerative braking** Especially during braking, but also when cruising, the electric motor acts as a high-output generator, recovering kinetic energy as electrical energy. This charges the hybrid battery for use later when accelerating hard, or driving in EV (Electric Vehicle) mode.

**6 / Drive mode select** The CT 200h has four selectable drive modes. EV mode provides whisper quiet, emission-free progress purely using electric power. ECO and NORMAL modes combine petrol and electric power for relaxed, higher speed driving. SPORT mode delivers a more dynamic driving experience.

**STARTING UP, DRIVING OFF**

When starting off, the electric motor can propel the CT 200h up to 28mph, with electric power being supplied from the hybrid battery. At this point the vehicle is almost silent, uses no petrol and produces zero emissions.

**NORMAL DRIVING CONDITIONS**

At speeds above 28mph the advanced petrol engine cuts in, almost silently, assisting the electric motor as required. Through the near perfect distribution of its dual power sources, the CT 200h provides exceptional driving comfort – together with lower emissions and fuel consumption.

**FULL THROTTLE ACCELERATION**

Accelerate powerfully and the 82 DIN hp electric motor and the 1.8-litre petrol engine seamlessly combine to work simultaneously. This delivers a surge of torque to provide powerful linear acceleration precisely when you need it.

**DECELERATION, STOPPING, BRAKING**

When decelerating or coming to a halt, the petrol engine turns off, cutting emissions to zero. Brake, or take your foot off the accelerator, and regenerative braking harnesses the kinetic energy lost in other cars. It converts this into electrical energy for storage in the hybrid battery, which is one reason why you never need to recharge a Lexus Full Hybrid.

**EXPERIENCE LEXUS HYBRID DRIVE**

The CT was tested and refined in the world's most advanced driving simulator – and then on the racetrack. On the latest model, breakthrough adhesive bonding techniques have increased the rigidity of the chassis. This, combined with the extensive use of lightweight materials, has produced a car that offers a great sense of enjoyment and rewards driver input with extremely precise handling.


**1 / Aerodynamics** The CT has excellent aerodynamics, thanks to its low bonnet, long roofline and rear spoiler/diffuser/winglets. A look underneath this breakthrough compact reveals more, with aerodynamic engine/fuel tank covers and surfboard-like fins that provide better stability. This attention to detail not only enhances dynamic performance and handling, but also improves fuel efficiency and reduces wind noise.

**2 / Double wishbone rear suspension** The double wishbone/trailing arm rear suspension, developed specially for the CT, delivers a smooth ride, refined cornering agility and superb straight-line stability. More complex to manufacture than strut-based alternatives, its compact design encroaches less into the rear luggage space.

**3 / Hill-start assist control** Hill-start Assist Control maintains brake pressure to help prevent the CT 200h from moving backwards when starting off on a slope. In addition Hill-start Assist Control also minimises wheel-spin on slippery inclines.



## DYNAMIC PERFORMANCE



**1 / Traction control** Traction Control increases the ability of the CT 200h to grip the road, especially when starting off or accelerating on uneven or slippery surfaces. Corrective measures are applied the moment the risk of wheel-spin is detected, thereby maintaining traction.

**2 / Electronic brake-force distribution / brake assist system** Electronic Brake-force Distribution works with ABS to ensure optimum brake-force is applied to each wheel, according to road conditions. The Brake Assist system comes into action during emergency braking and increases brake-force automatically if required.

**3 / Vehicle stability control** Vehicle Stability Control helps prevent the loss of vehicle control, particularly when cornering quickly or at the onset of a skid. Stability is improved and vehicle speed reduced by the selective application of brakes and/or power reduction.

## DYNAMIC PERFORMANCE



The CT is equipped with Vehicle Stability Control, and is available with advanced Pre-Crash Safety technology that uses millimetre-wave radar to calculate collision risk ahead. In addition to an immensely strong passenger safety cell, occupant protection is provided by eight airbags.

**1 / Twin-chamber passenger airbag** Crash tests show that the front seat passenger travels further than the driver before hitting the front airbag. In order to safely 'catch' the passenger in a collision, an innovative twin-chamber airbag is fitted.

**2 / Passenger safety cell** For added safety, the CT has a very strong passenger cell. The car's main pillars are specially reinforced and high tensile steel has been used strategically throughout. Crumple zones front and rear absorb energy in a crash, as does the steering column, which is engineered to collapse on impact.

**3 / Pre-crash safety** Optional on the Premier grade, Pre-Crash Safety uses millimetre-wave radar and an on-board computer to calculate collision risk ahead. If the risk is high it alerts the driver using audible and visual warnings and increases brake pressure. If impact is unavoidable Pre-Crash Safety applies the brakes and tightens the front seatbelts.

**4 / Eight airbags** The CT is equipped with eight airbags and front seatbelt pre-tensioners. In a collision, impact intensity sensors activate front dual-stage driver/passenger airbags and side airbags accordingly. Front seat passengers also benefit from knee airbags, while curtain shield airbags run the full length of the side windows.



## ADVANCED SAFETY



**1 / Adaptive cruise control** Using the Pre-Crash Safety radar fitted as an option to the Premier grade, Adaptive Cruise Control (ACC) maintains a set distance between the CT and the vehicle ahead, even if that vehicle varies its speed. Once the road is clear, ACC automatically returns to the originally specified cruising speed.

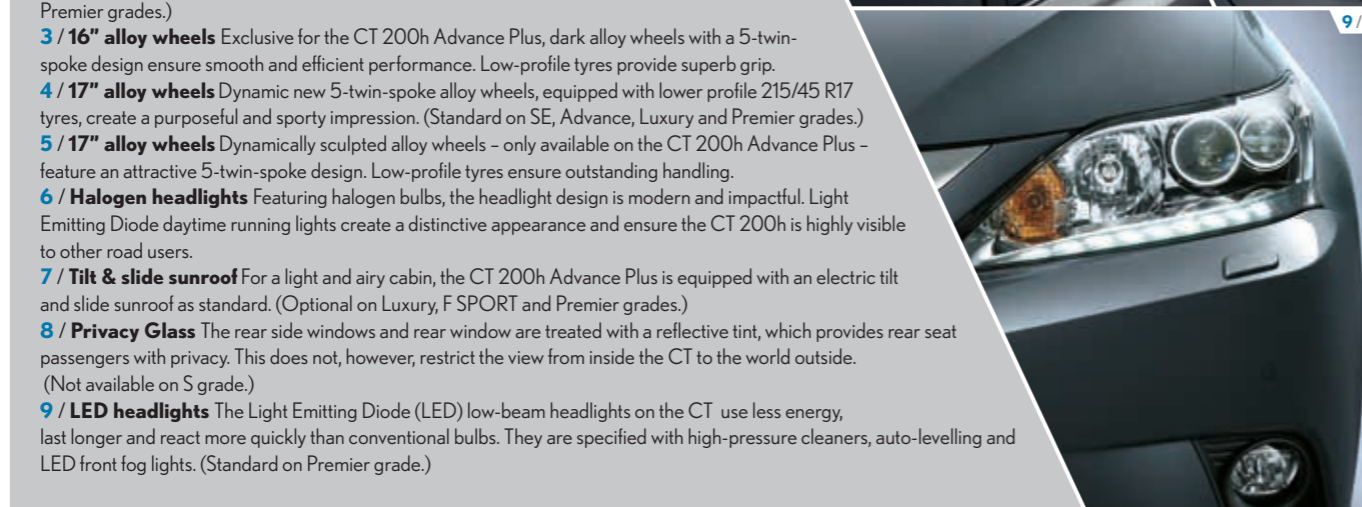
**2 / Whiplash injury lessening seats** The front seat and headrest design minimise whiplash-inducing neck motion in a rear impact. Reinforced side frames let the torso sink into the seatback, while the forward placement of the headrest supports the head more effectively.

**3 / Pedestrian protection** The CT 200h bonnet is optimised to ensure better energy absorption in a collision with a pedestrian. In addition, the windscreen wiper area is designed to help reduce pedestrian injuries in an accident.

**4 / Euro NCAP 5-star rating** Providing realistic and independent assessment of the safety performance of cars sold in Europe, Euro NCAP awarded the CT 200h a maximum 5-star rating. This ranks the CT amongst the very safest cars in the premium compact segment.



## ADVANCED SAFETY



**1 / 15" alloy wheels with aerodynamic cover** Lightweight and compact, these 15" alloy wheels are now specified with low rolling resistance tyres. This wheel and tyre combination reduces CO<sub>2</sub> and fuel consumption. (Standard on S grade.)

**2 / 16" alloy wheels** New 5-twin-spoke alloy wheels, with subtle grooves in each spoke, add a touch of understated elegance. Fitted with 205/55 R16 tyres, this wider wheel and tyre combination provides extra grip for improved traction. (Optional on SE, Advance, Luxury and Premier grades.)

**3 / 16" alloy wheels** Exclusive for the CT 200h Advance Plus, dark alloy wheels with a 5-twin-spoke design ensure smooth and efficient performance. Low-profile tyres provide superb grip.

**4 / 17" alloy wheels** Dynamic new 5-twin-spoke alloy wheels, equipped with lower profile 215/45 R17 tyres, create a purposeful and sporty impression. (Standard on SE, Advance, Luxury and Premier grades.)

**5 / 17" alloy wheels** Dynamically sculpted alloy wheels - only available on the CT 200h Advance Plus - feature an attractive 5-twin-spoke design. Low-profile tyres ensure outstanding handling.

**6 / Halogen headlights** Featuring halogen bulbs, the headlight design is modern and impactful. Light Emitting Diode daytime running lights create a distinctive appearance and ensure the CT 200h is highly visible to other road users.

**7 / Tilt & slide sunroof** For a light and airy cabin, the CT 200h Advance Plus is equipped with an electric tilt and slide sunroof as standard. (Optional on Luxury, F SPORT and Premier grades.)

**8 / Privacy Glass** The rear side windows and rear window are treated with a reflective tint, which provides rear seat passengers with privacy. This does not, however, restrict the view from inside the CT to the world outside. (Not available on S grade.)

**9 / LED headlights** The Light Emitting Diode (LED) low-beam headlights on the CT use less energy, last longer and react more quickly than conventional bulbs. They are specified with high-pressure cleaners, auto-levelling and LED front fog lights. (Standard on Premier grade.)

## EXTERIOR FEATURES



**1 / Driving comfort** The CT features a spacious interior, rich in the refinement and amazing quality for which Lexus is legendary. The driving position is sporty and focused, with the front seats providing great comfort and lateral support.

**2 / Standard centre console** The front centre console is ergonomically designed to let the driver intuitively operate the gear lever and Drive Mode Select, while the audio and climate systems can be controlled from both front seats.

**3 / Compact flexibility** The CT 200h offers excellent luggage space and load carrying versatility. With all seats upright, there is 375 litres of load volume; enough for two large suitcases. The rear seats fold 60/40, and folding them down together creates a virtually flat storage area that boosts load capacity to up to 985 litres.

**4 / Sports steering wheel** 3-spoke leather steering wheel with ergonomic finger rests makes the CT very precise to drive. Without taking your hands off the wheel, you can control audio, telephone, voice command, multi-information display and, where optionally specified, Adaptive Cruise Control.

**5 / Dynamic instrumentation** Crisp, white instrumentation has anti-glare Optitron technology for easy reading, and the background lighting switches from blue to red when you select SPORT mode. A multi-information display with a 4.2-inch Thin Film Transistor colour version is available on certain grades. In addition to vehicle data, this displays multimedia content. For instance, audio track titles, navigation directions, or when your smartphone is connected, the name, photograph and phone number of the person calling you.



## INTERIOR FEATURES





In the CT, quality is everywhere: an exquisitely finished interior, flawless paintwork that shines brighter and longer than on any other compact (we spray it with the same self-repairing paint as used on our LS flagship saloon). Production is performed by highly skilled teams, overseen by 'Takumi' master craftspeople, who check that every CT meets our award-winning standards. On completion, cars are examined for smoothness and quiet running before undergoing a 30 km final test drive.

# DELIGHT IN THE DETAIL



**1 / Lexus Media Display with 6-speaker Panasonic® Audio**

The CT 200h comes as standard with Lexus Media Display, which features a 7-inch screen operated by a rotary dial which allows you to adjust audio, climate settings or view the energy monitor via this display. Fitted with a 6-speaker Panasonic® audio system which provides clear sound performance and features an AM/FM RDS tuner, DAB, CD player and has Bluetooth® connectivity for compatible audio/mobile phones.

**2 / AUX, USB and VTR** The AUX socket has been upgraded to be compatible with VTR input. This lets you watch video transmissions on the central screen. An extra USB port is fitted, letting you connect or charge two multimedia devices.

**3 / Rotary dial** A rotary control dial on the centre console enables the driver or front seat passenger to operate or view the main systems via the 7-inch display.

**4 / Lexus navigation** The CT 200h can be specified with Lexus Navigation. This then works via the centrally positioned Lexus Media Display. It is fast, user-friendly and offers a great variety of mapping options.

**5 / Parking assist monitor** Engage reverse and the view behind the car is relayed to the Lexus Media Display. Only available with Lexus Premium Navigation, on-screen guides are additionally displayed to assist parking.



1 /



2 /



3 /



4 /

5 /

# AUDIO AND MULTIMEDIA



1 /

2 /

3 /



4 /

5 /

**1 / Leading edge multimedia** With the CT 200h, you have the option to specify the very latest multimedia technology. This features Lexus Premium Navigation, 'connected services' like Google Street View® and the ability to calculate the most ecological route.

**2 / Remote touch** With Lexus Premium Navigation specified, Remote Touch replaces the rotary dial. Featuring single press confirmation, it lets users interact intuitively with the central multimedia display. Ergonomically designed, Remote Touch is close at hand and as easy to use as a computer mouse.

**3 / Lexus premium navigation** The 7-inch screen is operated by Remote Touch or voice commands. With vivid 3D graphics and many mapping options, once parked, the system can even generate a QR code for compatible smartphone, to help you reach your final destination on foot.

**4 / Lexus connected services** The CT offers next-generation services like Online Search, Google Street View®, Panoramio® or Connected Traffic. For extra convenience you can even forward a route from your laptop or tablet to your car's navigation system.

**5 / Digital connectivity** Multiple digital applications can be synchronised to the multimedia display. For example, the entire address book can be simply downloaded from compatible smartphones, and then scrolled through on the display.

**6 / 10-speaker Panasonic®** Featuring energy-saving technology, the 10-speaker Panasonic® system includes an amplifier upgrade and a subwoofer, offering even greater audio fidelity. Supplied with Lexus Premium Navigation, a DVD player lets you watch favourite movies on the central screen, when stationary.

**7 / Mark Levinson®** The 13-speaker Mark Levinson® Premium Surround system is tailored to the specific acoustic properties of the CT 200h cabin. Delivering 7.1-channel digital surround sound, it provides a home-theatre experience for enjoying CDs and DVDs. (Standard on Premier grade only.)

*Some features are only available with compatible smartphones. For a list of compatible devices, please contact your local Lexus Centre.*



6 /



7 /

Developed by the team that tuned the LFA supercar and IS F high performance saloon, the CT 200h F SPORT model carries the spirit of these two amazing cars. Exclusive front and rear design elements, improve aerodynamic performance. And, for a more direct and responsive drive, the team re-tuned the suspension and steering set-up.


- 1 / F SPORT badge** Although discreet, the F SPORT logo is a badge of distinction. The 'F' refers to the birthplace and primary testing site of our high-performance F SPORT cars: Fuji Speedway, located near Mount Fuji.
- 2 / F SPORT 17" alloy wheels** 17-inch alloy wheels feature a 5-twin-spoke design with a two-tone machine faced finish. Low-profile tyres ensure superb cornering grip.
- 3 / F SPORT front design** The CT F SPORT is unmistakably dynamic, featuring a bold and distinctive front spindle grille with special 'L-mesh' inserts. Wider and deeper, the lower grille incorporates an aerodynamic front lip spoiler and fins.
- 4 / F SPORT rear spoiler and bumper** A larger F SPORT rear spoiler with 'cut out' vents and an integral grey bumper diffuser improve downforce and aerodynamic efficiency for increased handling stability.



## F SPORT EXTERIOR DESIGN



- 1 / F SPORT steering wheel** Featuring the F SPORT logo, this beautifully crafted steering wheel was inspired by that of our iconic LFA supercar. Finished in perforated leather, the F SPORT gearshift design matches the steering wheel to create an exciting sports ambiance.
- 2 / 'Dark Rose' leather upholstery** Vibrant 'Dark Rose' leather upholstery is the signature interior colour on the CT 200h F SPORT, with a black roof lining as standard. Silver coloured, metal film inlays perfectly complement the drilled sport pedals, scuff plates and other F SPORT interior trim elements. Offering excellent grip characteristics, drilled aluminium pedals reflect the motorsport design heritage of the CT 200h F SPORT models.
- 3 / Leather stitching** Attention to detail is everywhere on the CT 200h F SPORT, with beautiful coloured stitching giving an extra dynamic look to the cabin.
- 4 / Drilled Sport Pedals** Offering excellent grip characteristics, drilled aluminium pedals reflect the motorsport design heritage of the new CT 200h F SPORT models.



## F SPORT INTERIOR DESIGN

**MAXIMUM OUTPUT**

DIN hp / kW 136/100

**ENGINE**

Capacity (cm<sup>3</sup>) / Cylinders / Valves 1798 / L4 / 16

Valve mechanism DOHC with VVT-i

Fuel type / Octane rating 95 octane or +

Max. power (DIN hp / kW @ rpm) 99 / 73 @ 5200

Max. torque (Nm @ rpm) 142 @ 2800 - 4400

**ELECTRIC MOTOR**

Type AC synchronous, permanent magnet

Max. output (DIN hp / kW) 82 / 60

Max. torque (Nm) 207

**HYBRID BATTERY**

Type Nickel-Metal Hydride (Ni-MH)

Number of battery cells 168

System voltage (V) 650

**TRANSMISSION**

Driven wheels Front-wheel drive

Transmission Electronic-Continuously Variable Transmission (E-CVT)

**PERFORMANCE**

Max. speed (mph) 112

0-62 mph (s) 10.3

**CO<sub>2</sub> EMISSIONS\* (g/km)**

Emissions level Euro 6

Combined 82/88/94<sup>1</sup>

**FUEL CONSUMPTION\* mpg (l/100km)**

Urban 78.5 (3.6) / 74.3 (3.8) / 68.9 (4.1)<sup>1</sup>

Extra-urban 80.7 (3.5) / 74.3 (3.8) / 70.6 (4.0)<sup>1</sup>

Combined 78.5 (3.6) / 74.3 (3.8) / 68.9 (4.1)<sup>1</sup>

**BRAKES**

Front: Ventilated discs (mm) 255/255<sup>2</sup>

Rear: Solid discs (mm) 259/279<sup>2</sup>

**SUSPENSION**

Front MacPherson strut, coil springs

Rear Double wishbone

**STEERING**

Type EPS (Electronic Power Steering)

Turns (lock to lock) 2.7

Minimum turning radius - Tyre (m) 5.2

Minimum turning radius - Body (m) 5.6

**WEIGHTS (kg)**

Gross vehicle weight 1790 / 1845<sup>2</sup>

Kerb weight (min. - max.) 1370 - 1410 / 1410 - 1465<sup>2</sup>

**DRAG COEFFICIENT**

Cd value 0.28 / 0.29<sup>2</sup>

**CAPACITIES (l)**

Fuel tank 45

Luggage compartment<sup>3</sup>

- rear seats upright (loaded to the roof) 375

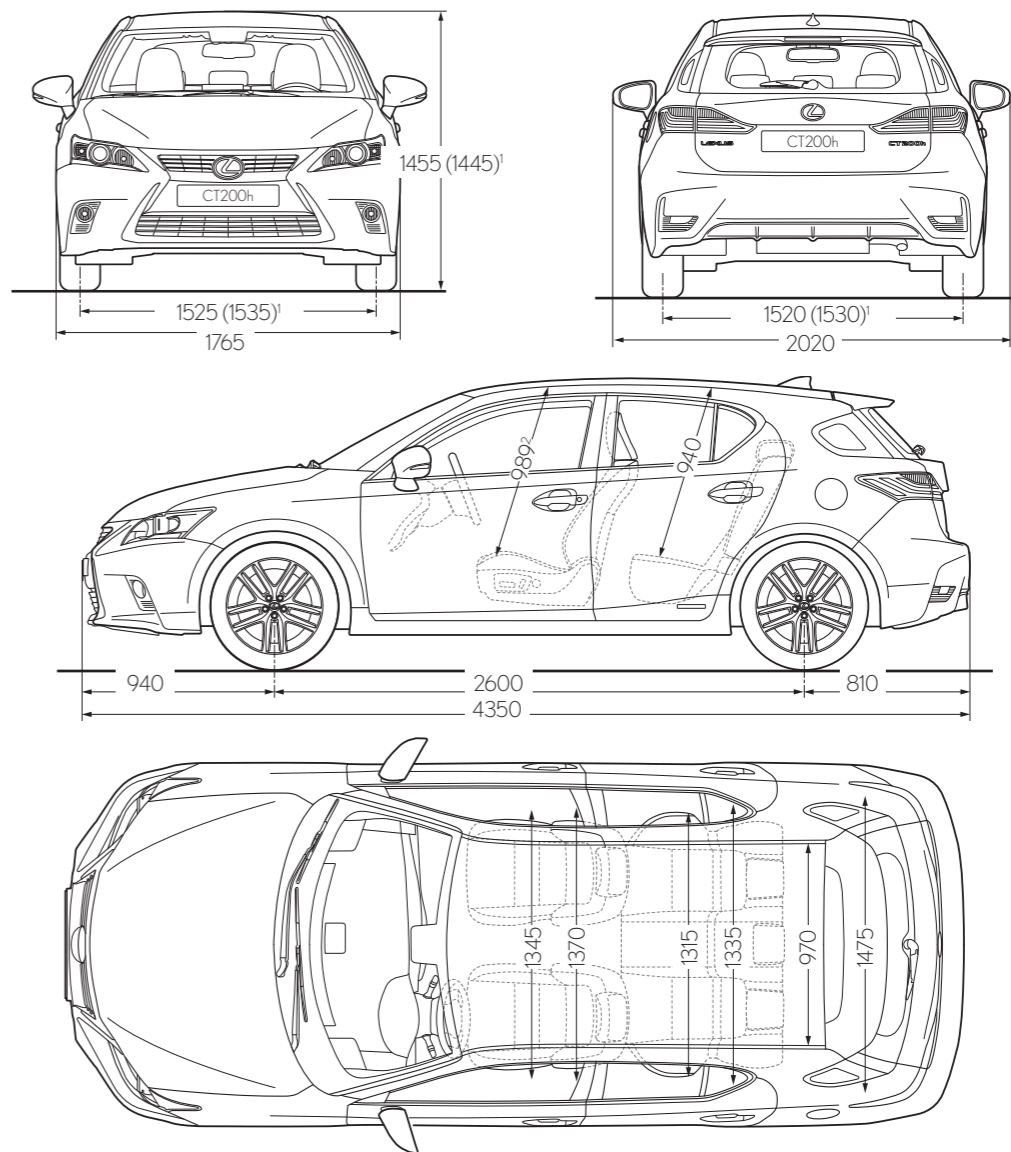
- rear seats folded down (loaded to the roof) 985

<sup>1</sup> Figures for the CT 200h differ by grade and alloy wheel size. First figure is for 15" wheels, second for 16" and third for 17".

<sup>2</sup> 1st figure is for the S grade. 2nd figure is for all other grades, irrespective of alloy wheel size.

<sup>3</sup> Calculated as per the VDA method on a vehicle specified with tyre repair kit. All figures quoted include the under floor storage area in the luggage compartment. With a temporary spare wheel, each figure is reduced by 30 litres.

\* All fuel consumption (mpg) and emissions (CO<sub>2</sub>) figures quoted are sourced from official EU-regulated tests. These are provided for comparability purposes only and may not reflect your actual driving experience. Fuel consumption and emissions vary significantly depending on driving style, conditions, vehicle weight and speed. In order to allow consumers to compare and make informed choice between vehicles, there is a European Commission Standard (931116/EC and 692/2008) to measure fuel consumption. For further information about the tests performed, please visit <http://www.dft.gov.uk/vca/fcb/faqs/fuel-consumptio.asp>  
Please note: further Technical Data, including any updates, can be found at [www.lexus.co.uk](http://www.lexus.co.uk)



<sup>1</sup> Figure quoted in brackets is for the S grade.

<sup>2</sup> Figure quoted is for CT models specified with the standard roof. Equivalent figure with the optional glass sunroof specified is 974.

Please note: the dimensions illustrated / noted above are measured in millimetres.

**TECHNICAL DATA**

## SAFETY AND SECURITY

- Active brake lights
- Braking, stability, steering and traction systems<sup>1</sup>
  - ABS / BAS / EBD / ECB-R / EPS / TRC / VSC
- Drive Mode Select
  - ECO / NORMAL / SPORT
- EV (Electric Vehicle) mode
- Hill-start Assist Control (HAC)
- Tyre Pressure Warning System (TPWS)
- 8 airbags in total
  - driver and front passenger; head, side and knee
  - cabin sides; full-length curtain shield
- Airbag cut-off switch, front passenger
- Audible and visual front seatbelts reminder
- ISOFIX attachment, outer rear seats
- Seatbelt pre-tensioners, front seats
- Whiplash Injury Lessening (WIL) front seats and headrests
- Auto door-locking
- Immobiliser
- Space saver spare wheel (Excluding Advance Plus)

## EXTERIOR

- Antenna, shark fin design
- Door mirrors
  - electrically adjustable, folding and heated
  - integral turn signal indicators and puddle lights
- Light Emitting Diode (LED)
  - daytime running lights
  - rear combination lights
  - rear licence plate illumination
- Rain sensing wipers
- Ultra Violet (UV) and heat insulating tinted glass

## INTERIOR

- 3-spoke, leather trimmed steering wheel
  - manually multi-adjustable
- Electrically operated windows, front and rear
- Electronic climate control air conditioning system
  - dual zone temperature controls
  - automatic recirculation
  - clean air filter with active pollen removal mode
- Front centre armrest with storage box
- Gearshift lever, leather trimmed with chrome inlay
- Illuminated entry system
- Push start button
- Split-folding rear seats (60/40)

## AUDIO, COMMUNICATION AND INFORMATION

- AUX socket and 2 USB ports
- Bluetooth® mobile phone and audio connectivity\*
- Digital clock
- Eco Driving Indicator
- Hybrid System Indicator
- Optitron instrumentation
- Power meter
- Steering wheel mounted controls
  - audio / display / phone / voice
- Voice command for phone
- Digital Audio Broadcasting (DAB)
- Lexus Media display (with remote dial)

<sup>1</sup>ABS = Anti-lock Braking System / BAS = Brake Assist System / EBD = Electronic Brake-force Distribution / ECB-R = Electronically Controlled Braking-Regeneration / EPS = Electric Power Steering / TRC = Traction Control / VSC = Vehicle Stability Control.

\*Some features are only available with compatible smartphones. For a list of compatible devices, please contact your local Lexus Centre.

## STANDARD EQUIPMENT FOR ALL GRADES

	S	SE	ADVANCE	LUXURY	ADVANCE PLUS	FSPORT	PREMIER
<b>15" alloy wheels</b> with aerodynamic cover (195/65 R15)	●						
<b>16" alloy wheels</b> 5-twin-spoke (205/55 R16)		○					
<b>17" alloy wheels</b> 5-twin-spoke (215/45 R17)		●	○	○	○		○
<b>Two-tone 17" F SPORT alloy wheels</b> 5-twin-spoke (215/45 R17)			●	●	●	●	●
<b>Space saver spare wheel</b> (not available on cars fitted with optional sunroof)	●	●	●	●	●	●	●
<b>Front fog lights</b>	●	●	●	●	●	●	●
<b>Halogen headlights with LED daytime running lights</b>	●	●	●	●	●	●	●
<b>LED low beam headlights with LED daytime running lights</b>							●
<b>LED front fog lamps</b>							●
<b>Push button start system</b>	●	●	●	●	●	●	●
<b>Smart entry system</b>			●	●	●	●	●
<b>Rear privacy glass</b>		●	●	●	●	●	●
<b>Fabric upholstery</b>	●	●	●				
<b>Leather upholstery</b>				●			●
<b>Fabric / Tahara upholstery</b>					●		●
<b>Front seat heaters</b>			●	●	●	●	●
<b>Front seats manually adjustable</b> (D6, P4)	●	●	●	●	●	●	●
<b>Driver's seat electrically adjustable</b> (D8 with lumbar and memory)						●	●
<b>Aluminium scuff plates</b>							●
<b>Parking assist sensors</b> (front and rear)		○	●	●	●	●	●
<b>Electrochromatic inside rear-view mirror</b>						●	●
<b>Outside door mirrors:</b> electrically adjustable, folding, electrochromatic and heated						●	●
<b>Cruise control</b>			●	●	●	●	●
<b>Drilled aluminium sports pedals</b>						●	●
<b>F SPORT rear spoiler</b> (only in combination with two-tone paint on Advance Plus)					●	●	
<b>F SPORT front and rear bumpers</b>						●	
<b>F SPORT honeycomb front grille</b>						●	
<b>F SPORT leather upholstery including steering wheel and gear shift</b>						●	
<b>Lateral damping suspension system</b>						●	
<b>Mark Levinson® Multimedia Package</b> with 13-speaker audio system							●
<b>Sunroof</b>				○	●	○	○
<b>ACC</b> (Adaptive Cruise Control) / <b>PCS</b> (Pre-Crash Safety system) only in combination with sunroof							○
<b>Sport Pack</b>		○	○	○	○	○	○
<b>Protection Pack</b>	○	○	○	○	○	○	○
<b>Lexus Navigation</b> with remote dial	○	○	●	○	●	○	○
<b>Lexus Premium Navigation</b> with 1x DVD, 10 speakers, reversing camera, Remote Touch, connected services & GPS clock		○		○		○	●
<b>Metallic paint</b>	○	○	○	○	●	○	○
<b>Two-tone paint (Black roof 212 Velvet Black)</b>					○		

● Standard ○ Optional

## ADDITIONAL EQUIPMENT BY GRADE

7" colour screen with audio, climate and phone display

Remote rotary dial

Remote Touch controller

Bluetooth connectivity for music and phone

Full European map (44 countries)

3 route options

Speed limit notification

UK postcode recognition

Voice control capability

Speed camera warning

RDS-TMC/TPEG traffic information system

Points-Of-Interest (POI) search

Destination input by decimal coordinates

4-wheel-drive-only roads

Sound system upgrade (+3 speakers, amp. and sub-woofer)

Single disc CD player

Single disc CD/DVD player

Connected services ready (via compatible smartphone)

Mobile phone contact storage

Street view

Send-route-to-car function

Multi-lingual voice recognition

Ecological route guidance

GPS clock

Topographic maps

Wi-Fi connectivity ready

MEDIA DISPLAY

LEXUS NAVIGATION

PREMIUM NAVIGATION

**ROADSIDE ASSISTANCE**

We want to ensure that you enjoy driving your Lexus anywhere in Europe with complete peace of mind. This is why we provide you with Lexus Roadside Assistance 24 hours a day, 365 days a year in both the UK and Europe\*. Your membership gives you personal cover. That means you are entitled to the full range of benefits and services as the driver or passenger of any vehicle, not just while driving your Lexus. Your partner is also eligible for the same cover provided you both reside at the same address.

To make use of this added bonus, please register your partner with Lexus Roadside Assistance on 0800 169 0393.

\* Lexus Roadside Assistance is provided for the first three years of owning the car

**THREE-YEAR COMPREHENSIVE WARRANTY**

Any defect that is attributable to a manufacturing or assembly defect under normal use is covered by your warranty. This provision applies for a period of three years or 60,000 miles, whichever comes first, with no mileage limit for the first year. In the event of a breakdown immobilising your Lexus, the cost of recovering it to the nearest Lexus Centre is also covered if that breakdown is the result of a warrantable defect.

**FIVE-YEAR HYBRID COMPONENT WARRANTY**

For hybrid models, certain components within the hybrid drivetrain system have a five-year or 60,000 miles warranty, whichever comes first.

**THREE-YEAR SURFACE RUST AND PAINTWORK WARRANTY**

The three-year, unlimited mileage warranty covers surface rust and paint defects on any painted body panels due to a fault in material or workmanship.

**12-YEAR CORROSION PERFORMANCE WARRANTY**

A 12-year unlimited mileage warranty covers the vehicle against rust perforation through any sheet metal body panel (subject to certain exclusions specified in the warranty booklet) occurring as a result of a manufacturing or assembly defect in the vehicle. The warranty booklet supplied with each new vehicle gives full details. This warranty is also transferable to subsequent owners.

**ACCESSORIES**

Visit pages 42-49 to view a range of accessories and packs available on the CT. Full specifications of approved Lexus Accessory products can be found at your local Lexus centre.

**LEXUSCARE®**

For us, caring for your Lexus is the equivalent of caring for you, our customer. Each member of the Lexus team has honed their skills and knowledge to ensure that you experience the highest levels of care. This extends to every aspect of our service. Wherever possible we will provide a replacement car while yours is being maintained and we aim to ensure that any time you spend with us in the Lexus Lounge is relaxing and enjoyable. Read a paper, watch television or even work on your laptop. Excellence of service is more than just a goal, it's our passion. And, through the LexusCare® programme, that passion endures long after your car has left the showroom.

**LEXUS FINANCIAL SERVICES\***

Lexus Financial Services offers an extensive range of finance products, including Lexus Connect - Contract Purchase and Lexus Connect - Contract Hire, products that offer a combination of benefits designed to make acquiring a Lexus as easy as driving one. Whether you are a private motorist looking for the most flexible, affordable options or a business wishing to boost cash flow and tax efficiency, our finance products provide attractive, refined solutions. Your Lexus Centre will be happy to discuss the full range of financing options available and create a quotation that is right for you. When you choose to go ahead your Lexus Centre will arrange your application. There are no lengthy forms to fill in and immediate acceptance is possible in many cases. Delivering complete customer satisfaction underpins everything we do at Lexus, so once you commence an agreement with us, you can rest assured that our team of UK-based customer service representatives are only a phone call away if you have any queries. Finance subject to status to over-18s. Terms and conditions apply. Indemnities may be required.

**WORLD-LEADING QUALITY**

Since its launch, Lexus has been in the vanguard of what is achievable in the luxury automobile category. Our long list of awards and quality records is proof of this achievement: in addition to awards for best luxury car, best chauffeur car, best security and being rated best manufacturer, over the past decade Lexus has continued to lead the way in customer satisfaction and has been awarded the highest position in several UK vehicle ownership satisfaction studies.

\*Lexus Financial Services is a division of Toyota Financial Services (UK) PLC which is authorised and regulated by the Financial Conduct Authority.

**MULTIMEDIA AND NAVIGATION SYSTEM COMPARISON****OWNING A LEXUS**

View  
Offers



Watch  
the Advert



Find  
a Dealer



Book  
a Test Drive



LEXUS

# CT INDIVIDUALITY

The range of accessories for the Lexus CT encapsulates the same extraordinary attention to detail as the CT itself. There are styling accessories including a choice of alloy wheels for that extra touch of personality, Lexus Hotspot for mobile WiFi, and specialised options for enhanced carrying, practicality and protection.



The **Protection Pack** is designed to keep your CT looking as good as new.  
**1 / Tailored boot liner and removable Lexus rubber floor mats** (not shown) offer assured carpet protection.  
**2 / Horizontal cargo net** helps secure items in the boot, protecting them from damage and reducing distraction whilst driving.  
**3 / Bumper protection plate** helps prevent scratches encountered when loading and sliding heavier items into the boot.



## PROTECTION PACK



The **Sport Pack** provides a look of style and individuality to your CT.  
**1 / 17" Zenga alloy wheels** give the CT a bold, prominent exterior look.  
**2 / Carbon inlays** are seamlessly integrated to provide the perfect finishing touch to your car's interior.

## SPORT PACK





The **Entertainment Packs** are a new rear-seat Lexus entertainment system that you can configure for complete flexibility - featuring a multi-purpose docking station that is compatible with a 7" DVD player and iPad® holder. The DVD player can be configured in a master/slave arrangement where one DVD plays on both screens, or as a master/master, where each screen can play a different DVD. The iPad® holder can be mounted either landscape or portrait to exactly match your requirements. The dock itself provides all the power to the attachments, with no visible wires and does not affect anti-whiplash head restraints for those sat in the front seats.

**1 / DVD player** - Features a 7" screen with stereo sound and a remote control, so children can watch without adjusting their seat belts.

- Can be combined as either master/master or master/slave configurations.
- Compatible with wireless headphones for a superb stereo sound.
- Can be removed from car and used at home.

**2 / iPad® holder** - Clips into docking station for a secure holder for your iPad®.

- Charges your iPad® while docked.
- Can be combined with WiFi hotspot (sold separately) to allow your iPad® to connect to the internet.

**3 / Wireless headphones** (optional) - Superb stereo sound.

- Independent volume control.
- Automatically shut down to preserve battery life.

**Security** - DVD and iPad® holder easily removed for security when not in use.

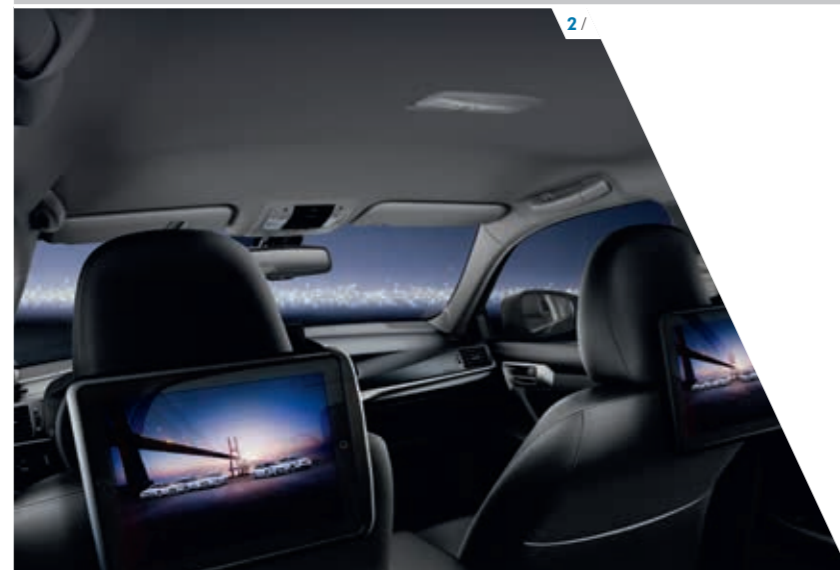
**Safety** - Meets European crash and impact testing standards.

- Does not affect anti-whiplash seat heated restraints.
- Integrated installation with no trailing wires or cards.

Compatible with iPad® generation 2,3, and 4 only. iPad® is a trademark of Apple Inc, registered in the US and other countries.



1/

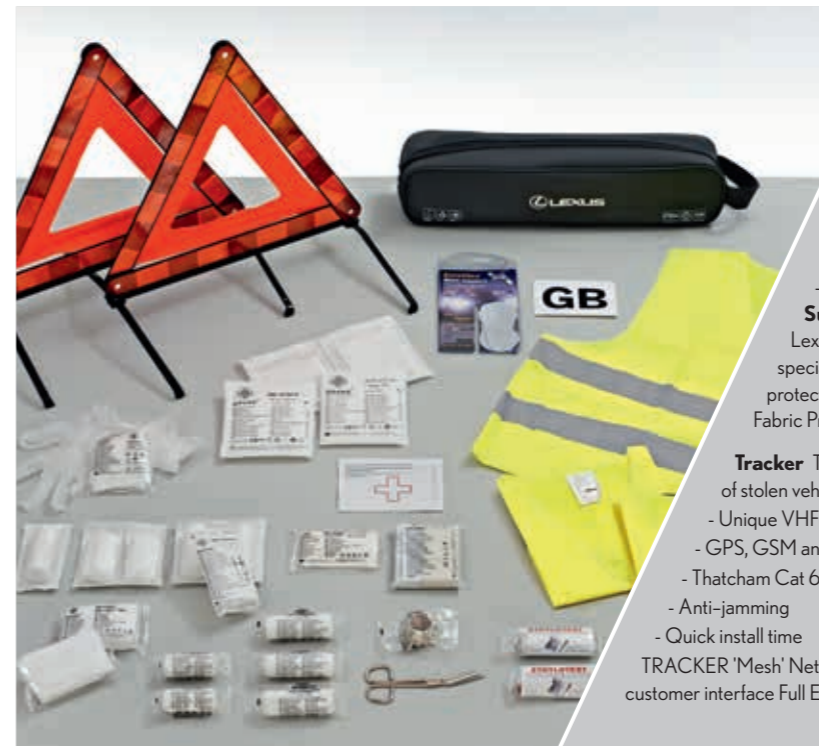


2/



3/

## ENTERTAINMENT PACKS



### European Safety Pack

A comprehensive safety pack for European travel, comprising:


- High visibility safety jacket (x4)
- Breathalyser (x2)
- Warning triangle (x2)
- First aid kit
- Headlamp converters
- GB sticker
- Carry case

**Supagard Care Products** Naturally you want to maintain your Lexus in pristine condition, both inside and out, and Supagard is the specialist treatment we recommend to achieve this. A comprehensive protection package, the Supagard range encompasses Paint Sealant, Fabric Protection, Leather Care, Carpet Protection and Key Care.

**Tracker** The superb TRACKER system offers you a choice of stolen vehicle tracking solutions.

- Unique VHF Technology with motion detection,
- GPS, GSM and Cell ID
- Thatcham Cat 6 - Insurance requirement
- Anti-jamming
- Quick install time

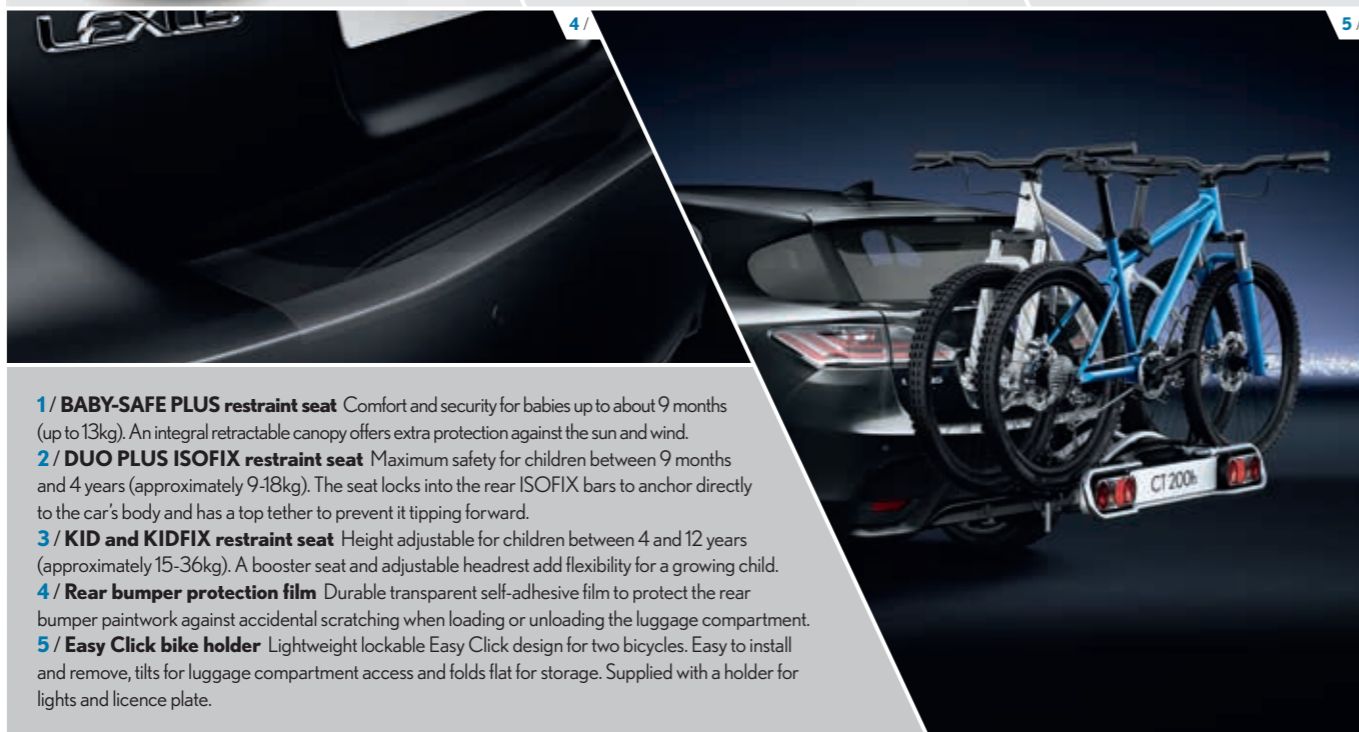

TRACKER 'Mesh' Networking My TRACKER  
customer interface Full European coverage



**LEXUS Hotspot\*** Lexus Hotspot gives you internet access and effectively turns your car into a mobile hotspot. The Hotspot connects up to five WiFi capable devices including laptops, tablets, smartphones, iPads, iPhones and game systems and also enables in-car interaction.

\* Model shown is the Lexus IS.

## SAFETY AND TECHNOLOGY



**1 / BABY-SAFE PLUS restraint seat** Comfort and security for babies up to about 9 months (up to 13kg). An integral retractable canopy offers extra protection against the sun and wind.

**2 / DUO PLUS ISOFIX restraint seat** Maximum safety for children between 9 months and 4 years (approximately 9-18kg). The seat locks into the rear ISOFIX bars to anchor directly to the car's body and has a top tether to prevent it tipping forward.

**3 / KID and KIDFIX restraint seat** Height adjustable for children between 4 and 12 years (approximately 15-36kg). A booster seat and adjustable headrest add flexibility for a growing child.

**4 / Rear bumper protection film** Durable transparent self-adhesive film to protect the rear bumper paintwork against accidental scratching when loading or unloading the luggage compartment.

**5 / Easy Click bike holder** Lightweight lockable Easy Click design for two bicycles. Easy to install and remove, tilts for luggage compartment access and folds flat for storage. Supplied with a holder for lights and licence plate.

## ACCESSORIES



**1 / Roof box** The high capacity yet streamlined design has interior luggage straps, central locking and passenger side opening for added security and convenience.

**2 / Illuminated scuff plates** The stylish front door scuff plates provide tough and long-lasting protection. Finished with brushed aluminium inserts, the discreet illumination of LEXUS adds a compelling visual highlight.

**3 / Roof rack** The lockable aluminium roof rack is easy to install and use. It combines with a wide range of specialised carrying attachments to create true flexibility for a variety of leisure activities.

**4 / 16" Fuyu alloy wheels** The dynamic, sporty design adds a new dimension to the CT's on-road presence. Lexus alloy wheels are precision engineered for low weight, high strength and long-lasting looks. Available in Silver (shown) or Anthracite finish.

**5 / 17" Zenga alloy wheels** Inspired by the streamlined profile of the CT, these 17" alloy wheels have a powerful yet sophisticated visual appeal. They are strong, lightweight and optimally balanced for road-holding stability. Available in Silver (shown), Anthracite or Black finish.

**6 / Rear bumper protection plate** With its attractive aluminium finish, the rear bumper protection plate guards the bumper paintwork against scratching when sliding heavier loads in or out of the luggage compartment.





Fabric/Tahara Slate Grey

Ivory Leather

Black Leather

**S / SE / ADVANCE:**

Fabric **1** / Black **2** / Ivory  
Inlay **A** / Black

**LUXURY:**

Leather **3** / Black **4** / Ivory  
Inlay **A** / Black

**ADVANCE PLUS:**

Fabric / Tahara **5** / Black **6** / Slate Grey  
Inlay **A** / Black

**F SPORT:**

Leather **7** / Black **8** / Dark Rose  
Inlay **B** / Metal Film

**PREMIER:**

Leather **3** / Black **4** / Ivory  
Inlay **C** / Black Film



# INTERIOR COLOURS



F SPORT WHITE (083)<sup>1</sup>



SONIC WHITE (085)



SATIN SILVER (1J4)



MERCURY GREY (1H9)



SONIC TITANIUM (1J7)<sup>2</sup>



VELVET BLACK (212)<sup>3</sup>



OBSIDIAN BLACK (214)



CELESTIAL BLACK (217)<sup>2</sup>



MESA RED (3R1)



FUJI RED (3T2)<sup>1</sup>



LANGDON BRONZE (4V3)



SOLAR YELLOW (5B1)



ULTRA BLUE (8U1)

<sup>1</sup> Only available on F Sport.  
<sup>2</sup> Only available on Advance Plus.  
<sup>3</sup> Solid colour.

Please note: Langdon Bronze and Sonic White are not available on F SPORT.  
Please note: Langdon Bronze and Solar Yellow are not available on Advance, or Advance Plus.  
Please note: Obsidian Black, Velvet Black, Mercury Grey, Mesa Red and Satin Silver are not available on Advance Plus.

## EXTERIOR COLOURS



Two-tone paint is available on the Advance Plus in the following combinations:  
Sonic White body with Black roof (2MP)  
Sonic Titanium body with Black roof (2MN)  
Fuji Red body with Black roof (2LN)  
Ultra Blue body with Black roof (2LO)



# EXPERIENCE THE CT

## INFORMATION CONTAINED IN THIS BROCHURE

### Accuracy and Specification

All information contained in this brochure was correct at time of going to print. Please note that while every effort is made to reproduce accurate information, we reserve the right to change specifications, equipment and availability without prior notice. Images shown in this brochure may not be of UK models (for example, they may show left hand drive vehicles) and may illustrate equipment that is only available on selected grades. Therefore, this brochure cannot be regarded as infallible and, as such, does not constitute an offer for sale of any particular vehicle shown.

### Fuel consumption & emissions data

All mpg, mph and CO<sub>2</sub> figures quoted in this brochure are sourced from official EU-regulated test results. These are provided for comparability purposes only and may not reflect your actual driving experience. Fuel consumption and emissions vary considerably depending upon driving style, conditions, vehicle load and speed. All mpg and CO<sub>2</sub> figures quoted relate to combined electric and petrol running modes.

In order to allow consumers to compare and make an informed choice between one vehicle and another, there is a European Commission standard (93/116/EC and 692/2008) to measure fuel consumption. This common standard must be adhered to by all manufacturers selling motor vehicles in the EU and is the basis for all published fuel consumption figures. For information on how fuel consumption tests are performed please visit <http://www.dft.gov.uk/vca/fcb/faqs-fuel-consumptio.asp>.

Please note that any references to "zero emissions" contained in this brochure refer to the vehicle running in Electric Mode only. This is measurable at the point of driving only and is reliant upon speed, distance covered and driving conditions.

### Safe driving

Lexus is committed to promoting safe and responsible driving at all times. None of the images contained in this brochure should be taken to promote any unsafe driving

practice. All sound, entertainment and navigation accessories that may be included in our vehicles should always be used alongside legal and attentive driving. Additionally, any driver assistance and other safety features included in our vehicles are not designed to substitute safe and careful driving.

### End-of-life vehicles

Taking care of the environment is a priority for Lexus. We strive to minimise the environmental impact of our vehicles throughout their life cycle – from design, production, distribution, sales and service to end-of-life. For more detailed information on environmental performance please visit [www.lexus.co.uk](http://www.lexus.co.uk).

### Arranging a test drive

We hope to have illustrated in this brochure that Lexus creates vehicles of refinement, innovation and style. But only behind the wheel of one of our models can you truly experience the pleasure, performance and seamless anticipation of your needs as a driver at first hand. Simply consult your local Lexus Centre to arrange a test drive.

### Further information & contact us

For further information, to find out more about owning a Lexus or simply to locate your local Lexus Centre, please visit our website, [www.lexus.co.uk](http://www.lexus.co.uk), or call 0845 278 8888.

### About Lexus

Lexus is a division of Toyota (GB) PLC. Toyota (GB) PLC is a company registered in England & Wales with company number 0916634 and with its registered office at Great Burgh, Burgh Heath, Epsom, Surrey KT18 5UX.

Toyota (GB) PLC is an introducer appointed representative of Toyota Insurance Management Limited and Toyota Financial Services (UK) PLC, both of which are authorised and regulated by the Financial Conduct Authority. Toyota (GB) PLC is a member of the Society of Motor Manufacturers & Traders.

GBNGL-115CT-VB  
January 2015



View  
Offers



Watch  
the Advert



Find  
a Dealer



Book  
a Test Drive

