



Das Auto.

The Beetle and Beetle Cabriolet





CO₂ EMISSIONS AND FUEL CONSUMPTION INFORMATION

Our CO₂ and consumption values are provisional and are currently under review.
Revised values will be published if necessary.



Model shown is Beetle Sport 2.0 litre TSI 220 PS with optional 19" 'Tornado' alloy wheels and pearl effect paint.

CONTENTS

The Beetle and Beetle Cabriolet	04
Details	08
Beetle and Beetle Cabriolet	12
Design	14
Sport	16
Beetle Turbo Black and Turbo Silver	18
Equipment	20
Wheels	22
Think Blue	24
Paint, Upholstery, Combinations and Interior colour package	26
Technical specification	42
Dimensions and Technology	46
Volkswagen service	48



Model shown is Beetle Sport 2.0 litre TDI 150 PS with optional rear tailgate spoiler and Pure White paint.

DÉJÀ VW.

You may need to take a second look. A Beetle? But a Beetle that has grown up and become sportier for the 21st century. From every angle, its masculine proportions make it appear more dynamic than ever before. But when it comes to making an impression, it's up to you to choose from a wide range of wheels, paint finishes and other options.

SUN WORSHIPPER.

It's human nature to appreciate the sunshine. Why? Because sunlight makes us feel relaxed, happier and carefree. So it's good to know you can make the most of it in just 9.5 seconds in the Beetle Cabriolet. Because that's all the time it takes to open the soft-top roof. And whichever model you choose, Beetle Cabriolet, Design or Sport, you have plenty of options to personalise your Beetle Cabriolet to your exact taste. A range of alloy wheels, Bi-xenon headlights, leather upholstery and touch-screen navigation systems are just some of the choices available to you. Depending on your vehicle's colour, the soft-top is also available in refined Black or elegant Nutria Beige.



Model shown is Beetle Cabriolet Sport with optional 19" 'Tornado' alloy wheels, 'Fender' premium soundpack, body-coloured upper dashboard and door panels and Tornado Red paint.

DETAILS.

No other car has fascinated people as much as **the Beetle**, and now the icon is back, just maybe not as expected – powerful, dynamic and with corners and edges. After all, even icons have to evolve to remain true to themselves.



Model shown is Beetle Sport with optional 18" 'Discus' alloy wheels and pearl effect paint.



Darkened rear side and rear windows reduce the amount of sunlight entering the cabin by up to 65% from the B pillar back, contributing to a pleasant interior temperature. Enhancing privacy, protecting rear passengers and luggage from unwelcome glare and enhancing sports appeal, tinted glass is a practical and stylish addition to the exterior. Optional on Beetle and Beetle Design and standard on Beetle Sport, Beetle Turbo Black and Turbo Silver models.



Gas discharge (Bi-xenon dipped and main beam headlights) including range adjustment and LED daytime running lights ensure your vehicle is visible to other road users in any weather. Optional on all models.



Distinctive 19 inch **'Tornado'** alloy wheels with 235/40 R19 tyres and anti-theft wheel bolts complete the exterior styling of Beetle Turbo Black and Turbo Silver models. Also optional on Sport models. Image shown is Beetle Turbo Black.



The **rear tailgate spoiler** is both sporty and elegant, optimising the aerodynamics of the rear design. Standard on Beetle Design and Beetle Sport 1.4 TSI 150 PS engines. Optional on Beetle Design and Beetle Sport 2.0 TDI 150 PS engines.



The **tonneau cover** is tough-wearing and durable, helping to keep your hood safe and protected while you enjoy the open-top driving experience. Image shown is Beetle Cabriolet Sport with optional body-coloured upper dash and door panels.



There is no compromise in safety with the Beetle Cabriolet's **comprehensive airbag system**. Included as standard are driver's and front passenger's airbags, with a front passenger's airbag deactivation switch and driver's and front passenger's combined head and side airbag system.



16 inch **steel wheels** with 215/60 R16 tyres and full size wheel trims give the exterior of your Beetle Cabriolet a stylish look.



Design models feature retro 17 inch **'Orbit'** alloy wheels with 215/55 R17 tyres, chrome effect rims and anti-theft wheel bolts.



Distinctive 18 inch **'Twister'** alloy wheels with 235/45 R18 tyres and anti-theft wheel bolts complete the exterior styling of the Sport. Also optional on Design models.



Models shown feature optional Tornado Red paint.

BEETLE AND BEETLE CABRIOLET.

The entry level Beetle and Beetle Cabriolet models are exceptionally well equipped with a wide range of features, including manual air conditioning, electric front windows, height-adjustable front seats and electrically heated and adjustable door mirrors, together with electric power hood and tonneau cover on the Cabriolet. There is also a multifunction computer with visual gear change recommendation and a Composition Colour system with 5 inch colour touch-screen, AUX-in socket for connection to an external multimedia source, such as an iPod or MP3 player, a DAB digital radio receiver, dash-mounted single CD player, SD card reader, music playback from MP3, WMA and AAC files, USB connectivity* and six speakers. The three-spoke steering wheel attracts attention just as much as the 'Gloss Black' trim on the dash panels. Practical convenience is provided by storage compartments in the doors, front centre armrest and symmetrically-folding rear seat backrests which allow larger items to be transported. Electronic Stability Control (ESC) is fitted as standard alongside features such as ABS (Anti-lock Braking System), rollover protection system (Cabriolet models), Isofix child seat preparation (for 2 rear child seats), tyre pressure loss indicator, and a comprehensive suite of airbags for added safety and peace of mind. In addition BlueMotion Technologies help improve fuel consumption and CO₂ emissions. This is achieved through measures such as battery regeneration (recuperation – energy recovery during braking) and a Start/Stop function, which can momentarily switch off the engine in certain circumstances, for example in stationary traffic, to save fuel.

* Not compatible with Apple products, compatibility with other devices may vary, please contact your authorised Volkswagen retailer for full details.



Interior shown is Beetle Cabriolet with optional leather trimmed multifunction steering wheel.



Interior shown is Beetle Design with optional 'Fender' premium soundpack and Tornado Red paint.

DESIGN.

Choose a Design and you're sure to make an impact with passers-by and passengers alike. The stunning exterior design is matched inside with trim in the door panels, upper dashboard and steering wheel inserts that match the exterior colour of the car. Outside 17 inch 'Orbit' alloy wheels create a stylish look, while body-coloured door sill protection with chrome inserts and front fog lights including static cornering function, add that extra touch of luxury. Inside the individual atmosphere created is rounded off by chrome detailing in the cockpit and on the doors. The 'Beetle' storage compartment in the dashboard directly above the glovebox is both a practical and stylish homage to the vehicle's glorious past.

The Composition Media builds upon the impressive Composition Colour and is equipped with a 6.5 inch colour touch-screen, DAB digital radio receiver, single CD player, SD card reader and 8 speakers front and rear. It facilitates music playback from MP3, WMA and AAC files and features title and compatible cover art display. Bluetooth telephone and audio connection now allows simultaneous pairing of 2 compatible mobile devices*, while the MDI (Multi Device Interface) lets you play your choice of music via USB connection from compatible products. There is also SMS functionality which allows you to read, compose and send SMS messages using the touch-screen display (compatible Android smartphones only). Finally, the Think Blue. Trainer. – provide journey analysis and driver tips on how to achieve more fuel efficient driving.

* Devices must be Bluetooth HFP (Hands Free Profile) compatible, please contact your authorised Volkswagen retailer for specific phone compatibility.

SPORT.

With both style and presence and a look that's sure to turn heads, the Sport is a real winner. The exterior is designed to be noticed with its 18 inch 'Twister' alloy wheels and 'Gloss Black' door sills with chrome inserts. 'Gloss Black' door mirrors with integrated indicators enhance the exterior styling still further, with an extra sporty touch provided on 2.0 litre TSI 220 PS models with red brake calipers. With a range of extras in the interior, the Sport won't fail to impress. The multifunction steering wheel with 'Gloss Black' inserts, gear lever knob and handbrake grip are covered in fine leather and match perfectly with the 'Gloss Black' dash and door panels. Alternatively, you can really spice things up by opting for the upper dashboard and door panels to match the exterior paint colour of your Sport, while climate control - 2Zone electronic air conditioning and front sports seats with height and lumbar adjustment will ensure that you still feel relaxed at the end of your journey. Other excellent features include cruise control, sports instrument dials and front and rear parking sensors.



Interior shown is Beetle Cabriolet Sport with optional 'Fender' premium soundpack.

BEETLE TURBO BLACK AND TURBO SILVER.

You can tell just from the names Turbo Black and Turbo Silver that driving pleasure is hidden under the beautiful skin of these two stunning models. Both are adorned with striking 19 inch 'Tornado' alloy wheels and sporty red brake calipers, while a body-coloured rear diffuser and chrome exhaust tailpipes left and right give the Turbo models an impressive look. The body-coloured door sill protection with chrome insert is complemented by instantly recognisable 'Turbo' lettering in black (Turbo Black models) or silver (Turbo Silver models). Depending on which model you opt for, 'Gloss Black' or silver-coloured door mirrors finish off the impressive exterior, but if you look closer there's more. Its powerful 2.0 litre TSI 220 PS engine, coupled with either a six speed manual or six speed automatic DSG gearbox, ensures that it disappears from view just as quickly as it arrives.



Interior shown is **Beetle Turbo Silver 2.0 TSI DSG** with optional Discover Navigation touch-screen navigation/radio system, 'Fender' premium soundpack, Light and sight pack, 'Vienna' leather upholstery and metallic paint.

Distinctive 19 inch '**Tornado**' alloy wheels with 235/40 R19 tyres and anti-theft wheel bolts with red brake calipers complete the exterior styling of the Beetle Turbo Black and Turbo Silver models.



Model shown is Beetle Turbo Black with optional Pure White paint.

EQUIPMENT.



Bi-xenon headlights including range adjustment and LED daytime running lights make it unmistakably Volkswagen. Optional on all models.



The **three dial 'Sport' instrument panel** on the dashboard is a particularly distinctive feature showing information about oil temperature and turbocharger boost, as well as the multifunctional stopwatch that can measure the journey time and time stopped. Standard on Sport, Beetle Turbo Black and Turbo Silver, and optional on all Design models.



The **Winter pack** includes heated front seats with three preset temperature settings and heated windscreen washer jets, ensuring you are fully prepared to face any cold spell. Optional on all models.



Cruise control can be set at speeds of over 19mph to maintain a constant speed. Once set to your desired speed, all your concentration can be focused on the road ahead creating a more relaxed drive. Optional on Beetle, Beetle Cabriolet and Design, and standard on all other models.



The **Keyless entry system** enables you to enter and exit your vehicle without taking the key out of your pocket. Once inside, as long as you have the key on you, the engine can be started without inserting the key in the ignition by simply pressing a button in the centre console. Optional on all models except Beetle and Beetle Cabriolet.



We've included numerous features for your convenience, such as the two cup holders incorporated into the centre console and allowed plenty of storage space too. The handy glovebox, unique 'Beetle' storage compartment in the dashboard and the **front centre armrest** with storage compartment provide a space for all your travel essentials. Standard on all models.



The **Composition Media system** is equipped with a 6.5 inch colour touch-screen, DAB digital radio receiver, dash-mounted single CD player, SD card reader, and 8 speakers front and rear with 4 x 20 watt output. It facilitates music playback from MP3, WMA and AAC files and features title and compatible cover art display. There is also SMS functionality which allows you to read, compose and send SMS messages using the touch-screen display (compatible Android smartphones only). An MDI (Multi Device Interface) via USB connection for connectivity to an external multimedia source. You can also stream music to the vehicle's audio system via Bluetooth connection¹, should you wish, from a compatible device. Finally, the Think Blue. Trainer. – provides driver tips and journey analysis to help promote more economical driving. Optional on Beetle and Beetle Cabriolet and standard on all other models.

- 1 Devices must be Bluetooth HFP (Hands Free Profile) compatible, please contact your authorised Volkswagen retailer for specific phone compatibility.
- 2 Car-Net 'Guide and Inform' services are accessed via a compatible mobile device. Please see www.volkswagen.co.uk for more information. The use of 'Guide and Inform' services entails exchanging large volumes of data. As such, we strongly recommend that you sign-up for a flat rate data plan with your mobile network provider. After the initial 3-year Car-Net contract, an annual subscription is chargeable for the continuation of 'Guide and Inform' services.
- 3 Speed Limit Display only reflects national speed limits and does not show temporary speed limit restrictions, or where permanent changes to speed limits are made in-between map updates.



The **Discover Navigation touch-screen navigation/radio system with Car-Net 'Guide and Inform'**² builds upon the impressive Composition Media system, but with additional features enabling you to easily manage not only your music, but also navigation data, and a broad range of vehicle information. The system offers preloaded European navigation data, 2D/3D map view, three calculated route choices (Fast, Short and Eco), dynamic navigation based on TMC+, branded points of interest and Speed Limit Display³. 3-years Car-Net 'Guide and Inform' allows online access to a range of useful information such as traffic, fuel pricing, parking space availability, weather and news feeds, helping to keep you better informed. Includes navigation software updates, please contact your authorised Volkswagen retailer for full details. It is also equipped with a proximity sensor that recognises in advance your intention to touch the screen and automatically adjusts the display mode. Optional on all models.



Ambient illumination with switchable colours form part of the optional **'Fender' premium soundpack** and creates a unique atmosphere thanks to the lighting strip under the door trim and the LEDs on the loudspeaker ring of the 'Fender' sound system. Optional on all models except Beetle and Beetle Cabriolet.

Climate control – 2Zone electronic climate control with automatic air recirculation features separate controls for both the driver and front passenger, enabling both to adjust the temperature setting according to their individual preference, while maintaining your chosen temperature throughout your journey. An air quality sensor continually monitors the outside air, automatically activating the interior air recirculation if necessary. Standard on Sport, Beetle Turbo Black and Turbo Silver, and optional on Design models.

WHEELS.



16 inch **steel wheels** with 215/60 R16 tyres and full size wheel trims.
B



17 inch **'Orbit'** alloy wheels with 215/55 R17 tyres, chrome effect rims and anti-theft wheel bolts.
D



18 inch **'Twister'** alloy wheels with 235/45 R18 tyres and anti-theft wheel bolts.
SP D



19 inch **'Tornado'** alloy wheels with 235/40 R19 tyres and anti-theft wheel bolts.
TBS SP Image shown is Beetle Turbo Black.



17 inch **'Orbit Black'** alloy wheels with 215/55 R17 tyres, chrome effect rims and anti-theft wheel bolts.
D Image shown is Beetle Cabriolet Design.



18 inch **'Discus'** alloy wheels with 235/45 R18 tyres and anti-theft wheel bolts.
D SP (No cost option on Sport models)
 Image shown is Beetle Cabriolet Design with optional Tornado Red paint.

STANDARD
 Beetle/Beetle Cabriolet **B** Design **D** Sport **SP**
 Beetle Turbo Black and Turbo Silver **TBS**

OPTIONAL
 Beetle/Beetle Cabriolet **B** Design **D** Sport **SP**
 Beetle Turbo Black and Turbo Silver **TBS**



16 inch **'Whirl'** alloy wheels with 215/60 R16 tyres and anti-theft wheel bolts.
B



17 inch **'Rotor'** alloy wheels with 215/55 R17 tyres and anti-theft wheel bolts.
D (No cost option)




19 inch **'Tornado White'** alloy wheels with 235/40 R19 tyres and anti-theft wheel bolts.
SP Image shown is Beetle Sport 2.0 litre TSI 220 PS.



20 inch **'Monterrey'** alloy wheels with 235/35 R20 tyres and anti-theft wheel bolts.
 1.4 litre TSI 150 PS and 2.0 litre TDI 150 PS engines also include optional sports suspension.
SP Image shown is Beetle Sport 2.0 litre TSI 220 PS.

Think Blue.



Think Blue.

Start/Stop technology
saves fuel by automatically switching off the engine when the car isn't in motion.

Brake energy recuperation system
makes use of energy that's usually lost when you brake.

Turbocharged engines
deliver more power when you need it and use less fuel when you don't.

Low rolling resistance tyres
reduce the friction between the tyre and the road, meaning it takes less energy – and less fuel – to go further.

Purpose-built BlueMotion cars
include the full range of BlueMotion Technologies as well as an aerodynamically optimised design to reduce wind resistance.

Electric vehicles
comprise both hybrid and fully electric vehicles, offering all the features of their regular counterparts.

*BlueMotion Technologies are available on all Volkswagens and vary between models.

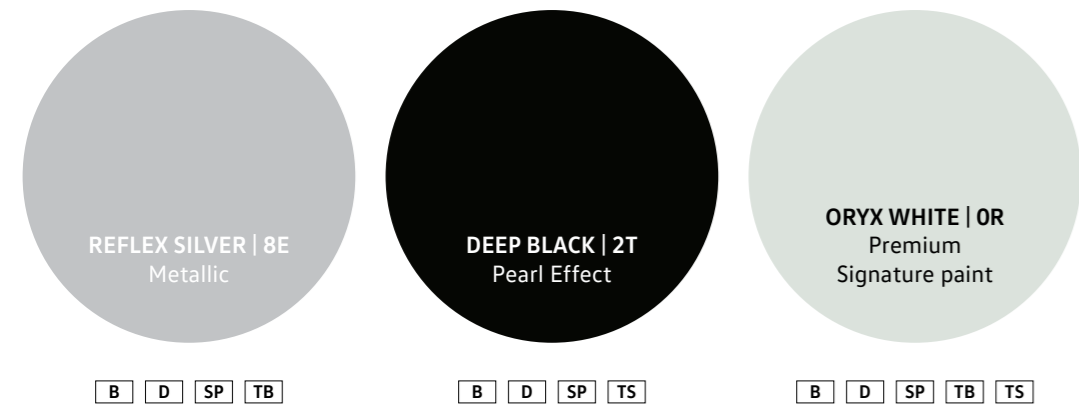
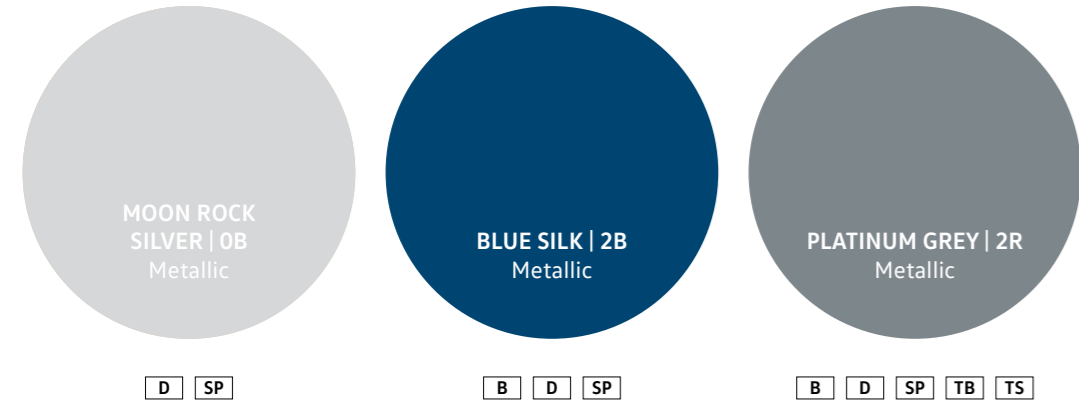

IT DOESN'T MATTER IF IT'S PURE WHITE...

...or Black or Tornado Red or Blue Silk or Moon Rock Silver
or Platinum Grey or Reflex Silver or Deep Black or Oryx White.



Model shown is Sport 1.4 litre TSI 150 PS with optional Pure White paint.

PAINT – BEETLE





■ Standard □ Optional

Beetle | **B** Design | **D** Sport | **SP**
Beetle Turbo Black | **TB** Beetle Turbo Silver | **TS**

Please note: the print processes do not allow exact reproduction of the paint colours.

UPHOLSTERY – BEETLE



■ Standard □ Optional

Beetle | **B** Design | **D** Sport | **SP**
Beetle Turbo Black | **TB** Beetle Turbo Silver | **TS**
* Some parts of leather interior will contain artificial leather.

Please note: the print processes do not allow exact reproduction of the upholstery colours.

COMBINATIONS – BEETLE

Seat upholstery	Dashboard upper	Dashboard lower	Roof colour	Pure White 0Q* Non-Metallic	Black A1 Non-Metallic	Tornado Red G2*† Non-Metallic	Moon Rock Silver 0B* Metallic	Blue Silk 2B* Metallic	Platinum Grey 2R* Metallic	Reflex Silver 8E* Metallic	Deep Black 2T* Pearl Effect	Oryx White 0R* Premium Signature
-----------------	-----------------	-----------------	-------------	--------------------------------	--------------------------	----------------------------------	----------------------------------	---------------------------	-------------------------------	-------------------------------	--------------------------------	-------------------------------------

'Izzy' cloth Standard on Beetle •

Titan Black MK	Gloss Black	Titan Black	Body-coloured ● Black ●	● ●	●	● ●	-	● ●	● ●	● ●	●	● ●
----------------	-------------	-------------	-------------------------	-----	---	-----	---	-----	-----	-----	---	-----

'Tixo' cloth Standard on Design •

Nutria Beige MW	Body-coloured	Titan Black	Body-coloured ● Black ●	● ●	●	● ●	● ●	● ●	● ●	● ●	●	● ●
Titan Black MX	Body-coloured	Titan Black	Body-coloured ● Black ●	● ●	●	● ●	● ●	● ●	● ●	● ●	●	● ●
Titan Black/Red YM	Body-coloured	Titan Black	Body-coloured ● Black ●	● ●	●	● ●	● ●	-	● ●	● ●	●	● ●

'Ferris' cloth Standard on Sport •

Nutria Beige MH	Nutria Beige	Nutria Beige	Body-coloured ● Black ●	● ●	●	● ●	● ●	● ●	● ●	● ●	●	● ●
Titan Black MX	Gloss Black	Titan Black	Body-coloured ● Black ●	● ●	●	● ●	● ●	● ●	● ●	● ●	●	● ●
Titan Black/Blue YJ	Gloss Black	Titan Black	Body-coloured ● Black ●	● ●	●	-	● ●	● ●	● ●	● ●	●	● ●

'Ferris' cloth Standard on Turbo Black •

Nutria Beige MH	Nutria Beige	Nutria Beige	Body-coloured ● Black ●	● ●	-	● ●	-	-	● ●	● ●	-	● ●
Titan Black MX	Gloss Black	Titan Black	Body-coloured ● Black ●	● ●	-	● ●	-	-	● ●	● ●	-	● ●
Titan Black/Blue YJ	Gloss Black	Titan Black	Body-coloured ● Black ●	● ●	-	-	-	-	● ●	● ●	-	● ●

'Ferris' cloth Standard on Turbo Silver •

Nutria Beige MH	Nutria Beige	Nutria Beige	Body-coloured ● Black ●	● ●	●	● ●	-	-	● ●	-	-	● ●
Titan Black MX	Gloss Black	Titan Black	Body-coloured ● Black ●	● ●	●	● ●	-	-	● ●	-	●	● ●
Titan Black/Blue YJ	Gloss Black	Titan Black	Body-coloured ● Black ●	● ●	●	-	-	-	● ●	-	●	● ●

* Optional at extra cost † Some parts of leather interior will contain artificial leather ‡ Tornado Red is standard on Turbo Black models

1 Body-coloured upper dashboard available as a no cost option when ordered with same body exterior colour

● Standard ○ Optional at extra cost - Not available
●● Roof in body-colour or Black. Unless indicated with a circle, the combination is not available.

Seat upholstery	Dashboard upper	Dashboard lower	Roof colour	Pure White 0Q* Non-Metallic	Black A1 Non-Metallic	Tornado Red G2*† Non-Metallic	Moon Rock Silver 0B* Metallic	Blue Silk 2B* Metallic	Platinum Grey 2R* Metallic	Reflex Silver 8E* Metallic	Deep Black 2T* Pearl Effect	Oryx White 0R* Premium Signature
-----------------	-----------------	-----------------	-------------	--------------------------------	--------------------------	----------------------------------	----------------------------------	---------------------------	-------------------------------	-------------------------------	--------------------------------	-------------------------------------

'Vienna' leather*† Optional on Beetle ○

Black JU	Gloss Black	Titan Black	Body-coloured ● Black ●	● ●	●	● ●	-	● ●	● ●	● ●	●	● ●
----------	-------------	-------------	-------------------------	-----	---	-----	---	-----	-----	-----	---	-----

'Vienna' leather*† Optional on Design ○

Black JU	Body-coloured	Titan Black	Body-coloured ● Black ●	● ●	●	● ●	● ●	● ●	● ●	● ●	●	● ●
Nutria Beige NJ	Body-coloured	Nutria Beige	Body-coloured ● Black ●	● ●	●	● ●	● ●	● ●	● ●	● ●	●	● ●
Atlantic Blue/Black YJ	Body-coloured	Titan Black	Body-coloured ● Black ●	● ●	●	-	● ●	-	● ●	● ●	●	● ●
Salsa Red/Black YM	Body-coloured	Titan Black	Body-coloured ● Black ●	● ●	●	● ●	● ●	-	● ●	● ●	●	● ●

'Vienna' leather*† Optional on Sport ○

Black JU	Gloss Black	Titan Black	Body-coloured ● Black ●	● ●	●	● ●	● ●	● ●	● ●	● ●	●	● ●
Nutria Beige NJ	Gloss Black	Nutria Beige	Body-coloured ● Black ●	● ●	●	● ●	● ●	● ●	● ●	● ●	●	● ●
Atlantic Blue/Black YJ	Gloss Black	Titan Black	Body-coloured ● Black ●	● ●	●	-	● ●	-	● ●	● ●	●	● ●
Salsa Red/Black YM	Gloss Black	Titan Black	Body-coloured ● Black ●	● ●	●	● ●	● ●	-	● ●	● ●	●	● ●

'Vienna' leather*† Optional on Turbo Black ○

Black JU	Gloss Black	Titan Black	Body-coloured ● Black ●	● ●	-	● ●	-	-	● ●	● ●	-	● ●
Nutria Beige NJ	Gloss Black	Nutria Beige	Body-coloured ● Black ●	● ●	-	● ●	-	-	● ●	● ●	-	● ●
Titan Black/Blue YJ	Gloss Black	Titan Black	Body-coloured ● Black ●	● ●	-	-	-	-	● ●	● ●	-	● ●
Salsa Red/Black YM	Body-coloured	Titan Black	Body-coloured ● Black ●	● ●	-	● ●	-	-	● ●	● ●	-	● ●

'Vienna' leather*† Optional on Turbo Silver ○

Black JU	Gloss Black	Titan Black	Body-coloured ● Black ●	● ●	●	● ●	-	-	● ●	-	●	● ●
Nutria Beige MH	Nutria Beige	Nutria Beige	Body-coloured ● Black ●	● ●	●	● ●	-	-	● ●	-	●	● ●
Titan Black/Blue YJ	Gloss Black	Titan Black	Body-coloured ● Black ●	● ●	●	-	-	-	● ●	-	●	● ●
Salsa Red/Black YM	Body-coloured	Titan Black	Body-coloured ● Black ●	● ●	●	● ●	-	-	● ●	-	●	● ●

Body-coloured upper dashboard and door panels† Optional on Sport, Turbo Black and Turbo Silver ○

INTERIOR COLOUR PACKAGE – BEETLE

Seat upholstery	Dashboard upper and door panels	Dashboard lower	Roof colour	Pure White 0Q* Non-Metallic	Black A1 Non-Metallic	Tornado Red G2* Non-Metallic	Moon Rock Silver 0B* Metallic	Platinum Grey 2R* Metallic	Reflex Silver 8E* Metallic	Deep Black 2T* Pearl Effect	Oryx White 0R* Premium Signature
-----------------	---------------------------------	-----------------	-------------	--------------------------------	--------------------------	---------------------------------	----------------------------------	-------------------------------	-------------------------------	--------------------------------	-------------------------------------

'Red' interior colour package Optional on Design

Standard 'Tixo' cloth Titan Black MX	Tornado Red	Titan Black	Body-coloured ● Black ●	●●	-	-	-	●●	●●	-	●●
Standard 'Tixo' cloth Titan Black/Red YM	Tornado Red	Titan Black	Body-coloured ● Black ●	●●	●	-	-	●●	●●	●	●●
Optional 'Vienna' leather*† Black JU	Tornado Red	Titan Black	Body-coloured ● Black ●	●●	●	-	-	●●	●●	●	●●

'Red' interior colour package Optional on Sport

Standard 'Ferris' cloth Titan Black MX	Tornado Red	Titan Black	Body-coloured ● Black ●	●●	-	-	-	●●	●●	-	●●
Optional 'Vienna' leather*† Black JU	Tornado Red	Titan Black	Body-coloured ● Black ●	●●	●	-	-	●●	●●	●	●●

'Silver' interior colour package Optional on Design

Standard 'Tixo' cloth Titan Black MX	Reflex Silver	Titan Black	Body-coloured ● Black ●	●●	●	-	-	●●	-	●	●●
Optional 'Vienna' leather*† Black JU	Reflex Silver	Titan Black	Body-coloured ● Black ●	●●	●	-	-	●●	-	●	●●

'Silver' interior colour package Optional on Sport

Standard 'Ferris' cloth Titan Black MX	Reflex Silver	Titan Black	Body-coloured ● Black ●	●●	●	-	-	●●	-	●	●●
Optional 'Vienna' leather*† Black JU	Reflex Silver	Titan Black	Body-coloured ● Black ●	●●	●	-	-	●●	-	●	●●

'Pure White' interior colour package Optional on Design

Standard 'Tixo' cloth Titan Black MX	Pure White	Titan Black	Body-coloured ● Black ●	-	●	●●	-	●●	●●	●	-
Standard 'Tixo' cloth Nutria Beige MW	Pure White	Titan Black	Body-coloured ● Black ●	-	-	-	●●	-	-	-	-
Optional 'Vienna' leather*† Black JU	Pure White	Titan Black	Body-coloured ● Black ●	-	●	●●	-	●●	●●	●	-
Optional 'Vienna' leather*† Nutria Beige NJ	Pure White	Nutria Beige	Body-coloured ● Black ●	-	-	-	●●	-	-	-	-

'Pure White' interior colour package Optional on Sport

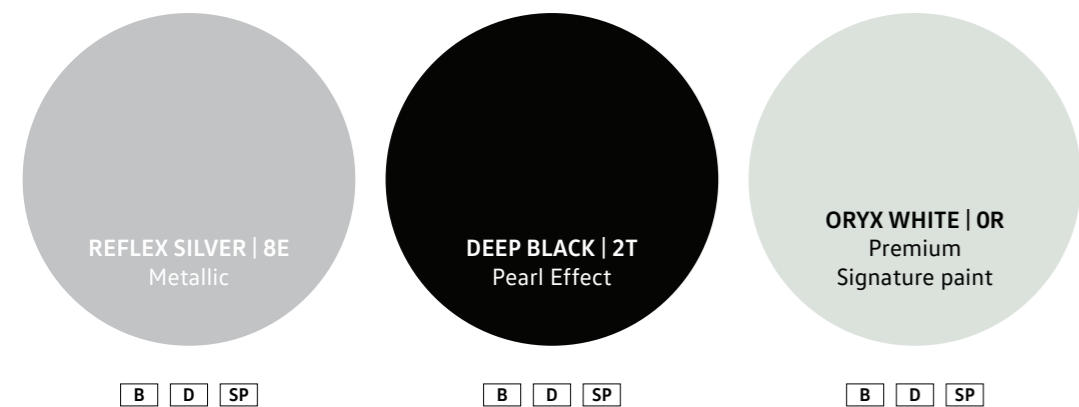
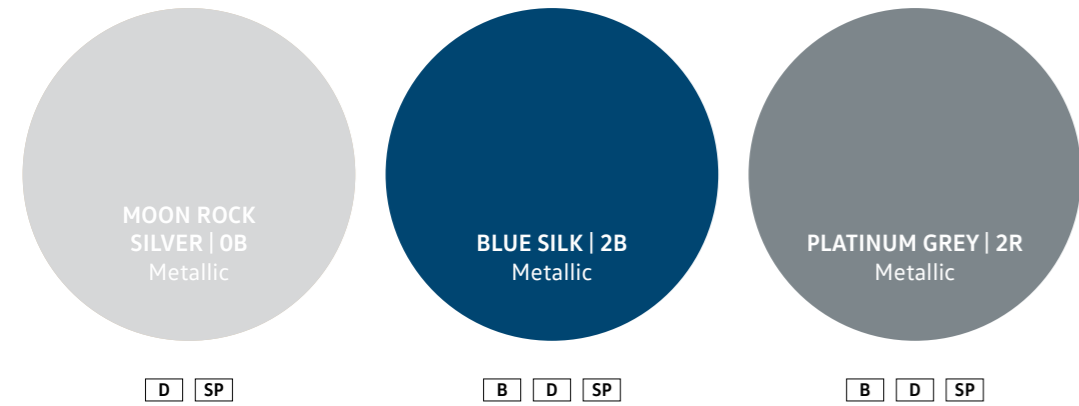

Standard 'Ferris' cloth Titan Black MX	Pure White	Titan Black	Body-coloured ● Black ●	-	●	●●	-	●●	●●	●	-
Standard 'Ferris' cloth Nutria Beige MH	Pure White	Nutria Beige	Body-coloured ● Black ●	-	-	-	●●	-	-	-	-
Optional 'Vienna' leather*† Black JU	Pure White	Titan Black	Body-coloured ● Black ●	-	●	●●	-	●●	●●	●	-
Optional 'Vienna' leather*† Nutria Beige NJ	Pure White	Nutria Beige	Body-coloured ● Black ●	-	-	-	●●	-	-	-	-

* Optional at extra cost † Some parts of leather interior will contain artificial leather
 ●● Roof in body-colour or Black. Unless indicated with a circle, the combination is not available.



Interior shown is Beetle Design with optional 'Pure White' interior colour package and 'Fender' premium sound pack.

PAINT – BEETLE CABRIOLET




■ Standard □ Optional

Beetle Cabriolet | **B** Design | **D** Sport | **SP**

Please note: the print processes do not allow exact reproduction of the paint colours.

UPHOLSTERY – BEETLE CABRIOLET



■ Standard □ Optional

Beetle Cabriolet | **B** Design | **D** Sport | **SP**

* Some parts of leather interior will contain artificial leather.

Please note: the print processes do not allow exact reproduction of the upholstery colours.

COMBINATIONS – BEETLE CABRIOLET

Seat upholstery	Dashboard upper/lower	Tailored hood cover	Pure White 0Q* Non-Metallic	Black A1 Non-Metallic	Tornado Red G2* Non-Metallic	Moon Rock Silver 0B* Metallic	Blue Silk 2B* Metallic	Platinum Grey 2R* Metallic	Reflex Silver 8E* Metallic	Deep Black 2T* Pearl Effect	Oryx White 0R* Premium Signature
-----------------	-----------------------	---------------------	--------------------------------	--------------------------	---------------------------------	----------------------------------	---------------------------	-------------------------------	-------------------------------	--------------------------------	-------------------------------------

'Izzy' cloth Standard on Beetle Cabriolet ●

Titan Black MK	Gloss Black/Titan Black	Black ●	●	●	●	-	●	●	●	●	-
----------------	-------------------------	---------	---	---	---	---	---	---	---	---	---

'Tixo' cloth Standard on Design ●

Titan Black MX	Body-coloured/Titan Black	Black ● Nutria Beige ¹ ●	● ●	● ●	●	● ●	●	● ●	● ●	● ●	● ●
Nutria Beige MV	Body-coloured/Titan Black	Black ● Nutria Beige ¹ ●	●	● ●	●	● ●	●	● ●	● ●	● ●	● ●
Titan Black/Red YM	Body-coloured/Titan Black	Black ●	●	●	●	●	-	●	●	●	●

'Ferris' cloth Standard on Sport ●

Titan Black MX	Gloss Black ² /Titan Black	Black ● Nutria Beige ¹ ●	● ●	● ●	●	● ●	●	● ●	● ●	● ●	● ●
Nutria Beige MV	Gloss Black ² /Nutria Beige	Black ● Nutria Beige ¹ ●	●	● ●	● ●	● ●	●	● ●	● ●	● ●	● ●
Titan Black/Blue YJ	Gloss Black ² /Nutria Beige	Black ● Nutria Beige ¹ ●	● ●	● ●	●	●	●	●	●	● ●	● ●

Seat upholstery	Dashboard upper/lower	Tailored hood cover	Pure White 0Q* Non-Metallic	Black A1 Non-Metallic	Tornado Red G2* Non-Metallic	Moon Rock Silver 0B* Metallic	Blue Silk 2B* Metallic	Platinum Grey 2R* Metallic	Reflex Silver 8E* Metallic	Deep Black 2T* Pearl Effect	Oryx White 0R* Premium Signature
-----------------	-----------------------	---------------------	--------------------------------	--------------------------	---------------------------------	----------------------------------	---------------------------	-------------------------------	-------------------------------	--------------------------------	-------------------------------------

'Vienna' leather* † Optional on Beetle Cabriolet ○

Black JU	Gloss Black/Titan Black	Black ●	●	●	●	-	●	●	●	●	-
Atlantic Blue/Black YJ	Gloss Black/Titan Black	Black ●	●	●	-	-	-	●	●	●	-
Salsa Red/Black YM	Gloss Black/Titan Black	Black ●	●	●	●	-	-	●	●	●	-

'Vienna' leather* † Optional on Design ○

Black JU	Body-coloured/Titan Black	Black ● Nutria Beige ¹ ●	● ●	● ●	●	● ●	●	● ●	● ●	● ●	● ●
Nutria Beige NK	Body-coloured/Nutria Beige	Black ● Nutria Beige ¹ ●	●	● ●	● ●	● ●	●	● ●	● ●	● ●	● ●
Atlantic Blue/Black YJ	Body-coloured/Titan Black	Black ●	●	●	-	●	-	●	●	●	●
Salsa Red/Black YM	Body-coloured/Titan Black	Black ●	●	●	●	●	-	●	●	●	●

'Vienna' leather* † Optional on Sport ○

Black JU	Gloss Black ² /Titan Black	Black ● Nutria Beige ¹ ●	● ●	● ●	●	● ●	●	● ●	● ●	● ●	● ●
Nutria Beige NK	Gloss Black ² /Nutria Beige	Black ● Nutria Beige ¹ ●	●	● ●	● ●	● ●	●	● ●	● ●	● ●	● ●
Atlantic Blue/Black YJ	Gloss Black ² /Titan Black	Black ●	●	●	-	●	-	●	●	●	●
Salsa Red/Black YM	Gloss Black ² /Titan Black	Black ●	●	●	●	●	-	●	●	●	●

Body-coloured upper dashboard and door panels² Optional on Sport ○

* Optional at extra cost † Some parts of leather interior will contain artificial leather 1 Depending on hood colour chosen 2 Body-coloured upper dashboard available as a no cost option

● Standard ○ Optional at extra cost - Not available

● ● Cabriolet hoods in Black or Nutria Beige. Unless indicated with a coloured circle, the combination is not available.

INTERIOR COLOUR PACKAGE – BEETLE CABRIOLET

Seat upholstery	Dashboard upper and door panels	Dashboard lower	Tailored hood cover	Pure White 0Q* Non-Metallic	Black A1 Non-Metallic	Tornado Red G2* Non-Metallic	Moon Rock Silver 0B* Metallic	Platinum Grey 2R* Metallic	Reflex Silver 8E* Metallic	Deep Black 2T* Pearl Effect	Oryx White 0R* Premium Signature
-----------------	---------------------------------	-----------------	---------------------	--------------------------------	--------------------------	---------------------------------	----------------------------------	-------------------------------	-------------------------------	--------------------------------	-------------------------------------

'Red' interior colour package Optional on Design

Standard 'Tixo' cloth Titan Black MX	Tornado Red	Titan Black	Black ● Nutria Beige ¹ ●	● ●	-	-	-	● ●	● ●	-	● ●
Standard 'Tixo' cloth Titan Black/Red YM	Tornado Red	Titan Black	Black ●	●	●	-	-	●	●	●	●
Optional 'Vienna' leather*† Black JU	Tornado Red	Titan Black	Black ● Nutria Beige ¹ ●	● ●	● ●	-	-	● ●	● ●	● ●	● ●

'Red' interior colour package Optional on Sport

Standard 'Ferris' cloth Titan Black MX	Tornado Red	Titan Black	Black ● Nutria Beige ¹ ●	● ●	-	-	-	● ●	● ●	-	● ●
Optional 'Vienna' leather*† Black JU	Tornado Red	Titan Black	Black ● Nutria Beige ¹ ●	● ●	● ●	-	-	● ●	● ●	● ●	● ●

'Silver' interior colour package Optional on Design

Standard 'Tixo' cloth Titan Black MX	Reflex Silver	Titan Black	Black ● Nutria Beige ¹ ●	● ●	● ●	-	-	● ●	-	● ●	● ●
Optional 'Vienna' leather*† Black JU	Reflex Silver	Titan Black	Black ● Nutria Beige ¹ ●	● ●	● ●	-	-	● ●	-	● ●	● ●

'Silver' interior colour package Optional on Sport

Standard 'Ferris' cloth Titan Black MX	Reflex Silver	Titan Black	Black ● Nutria Beige ¹ ●	● ●	● ●	-	-	● ●	-	● ●	● ●
Optional 'Vienna' leather*† Black JU	Reflex Silver	Titan Black	Black ● Nutria Beige ¹ ●	● ●	● ●	-	-	● ●	-	● ●	● ●

'Pure White' interior colour package Optional on Design

Standard 'Tixo' cloth Titan Black MX	Pure White	Titan Black	Black ● Nutria Beige ¹ ●	-	● ●	●	-	● ●	● ●	● ●	-
Standard 'Tixo' cloth Nutria Beige MV	Pure White	Titan Black	Black ● Nutria Beige ¹ ●	-	-	-	● ●	-	-	-	-
Optional 'Vienna' leather*† Black JU	Pure White	Titan Black	Black ● Nutria Beige ¹ ●	-	● ●	●	-	● ●	● ●	● ●	-
Optional 'Vienna' leather*† Nutria Beige NK	Pure White	Nutria Beige	Black ● Nutria Beige ¹ ●	-	-	-	● ●	-	-	-	-

'Pure White' interior colour package Optional on Sport

Standard 'Ferris' cloth Titan Black MX	Pure White	Titan Black	Black ● Nutria Beige ¹ ●	-	● ●	●	-	● ●	● ●	● ●	-
Standard 'Ferris' cloth Nutria Beige MV	Pure White	Nutria Beige	Black ● Nutria Beige ¹ ●	-	-	-	● ●	-	-	-	-
Optional 'Vienna' leather*† Black JU	Pure White	Titan Black	Black ● Nutria Beige ¹ ●	-	● ●	●	-	● ●	● ●	● ●	-
Optional 'Vienna' leather*† Nutria Beige NK	Pure White	Nutria Beige	Black ● Nutria Beige ¹ ●	-	-	-	● ●	-	-	-	-

* Optional at extra cost † Some parts of leather interior will contain artificial leather 1 Depending on hood colour chosen
 ● ● Cabriolet hoods in Black or Nutria Beige. Unless indicated with a coloured circle, the combination is not available.



Model shown is Beetle Cabriolet Design with optional 'Red' interior colour package and 'Fender' premium soundpack.

There's a Volkswagen for all of us.

Nippy city run around? Luxurious executive saloon? Open-top cruiser? Whatever it is you're looking for, we probably have it. From the iconic Beetle and Golf GTI to the compact up!, there's a Volkswagen for everyone.

If you're thinking you might like to try a different Volkswagen, there are over 20 models in our range, so there's bound to be at least one that catches your eye.



Sporty

Golf: As exciting to drive as it is to look at. Style, performance and power.

You will also find our sporty gene in the iconic Golf GTD and Golf R.



Spacious family cars

New Sharan: The ultimate in convenience with sliding rear doors, and enough space for the whole family. And their luggage. And the dogs.

If it's space you're after, then you might also like to consider the Tiguan, Golf SV, Golf Estate, new Touran and Passat Estate.



Style

Beetle: The original icon. And still the most unique way to make a fashion statement.

For more fun with the top down, why not consider Beetle Cabriolet or the Golf Cabriolet.



City run around

up!: The ideal city car. Fun, easy to manoeuvre and surprisingly spacious, with that trademark Volkswagen solidity.

If you're looking for something slightly more spacious, then why not consider the up!'s bigger sibling, the Polo. City run around practicality with more versatility and even more space can be found on the iconic Golf.



Executive

Volkswagen CC: Perfectly turned out high-tech, executive luxury. A contemporary, stylish and innovative coupé.

All the luxury you need can also be found in the Jetta, and executive comfort in the Passat and Passat Estate – winner of 'European Car of the Year 2015'.



4x4

Touareg: The SUV just got smarter. True four by four capability off-road, and smooth, luxurious and powerful when on it, with four wheel drive technology, '4MOTION' as standard.

Go everywhere, do anything in our four wheel drive alternatives: new Golf Alltrack, Tiguan and Passat and Passat Estate 4MOTION models.

To see these models and configure your ideal Volkswagen, visit: www.volkswagen.co.uk

TECHNICAL SPECIFICATION – BEETLE

	1.2 litre TSI 105 PS BlueMotion Technology Beetle, Design	1.2 litre TSI 105 PS BlueMotion Technology Design	1.4 litre TSI 150 PS BlueMotion Technology Design, Sport	2.0 litre TSI 220 PS BlueMotion Technology Sport, Turbo Black, Turbo Silver	2.0 litre TSI 220 PS BlueMotion Technology Sport, Turbo Black, Turbo Silver
--	--	--	---	--	--

Engines

engine type	Four cylinder	Four cylinder	Four cylinder	Four cylinder	Four cylinder
cubic capacity, ltrs/cc	1.2/1197	1.2/1197	1.4/1390	2.0/1984	2.0/1984
max. output, PS ⁽¹⁾ /kW at rpm	105/77 @ 5000-5500	105/77 @ 5000-5500	150/110 @ 5000-6000	220/162 @ 4500-6200	220/162 @ 4500-6200
max. torque, lbs.ft/Nm at rpm	129/175 @ 1400-4000	129/175 @ 1400-4000	185/250 @ 1500-3500	258/350 @ 1500-4400	258/350 @ 1500-4400
gearbox:	6 speed manual	7 speed auto DSG	6 speed manual	6 speed manual	6 speed auto DSG

Weights, kgs

unladen weight ⁽²⁾	1316	1342	1347	1395	1420
gross vehicle weight	1760	1790	1790	1840	1860
payload ⁽²⁾	519	523	518	520	515
axle load limit: front/rear	940/870	970/870	970/870	1020/870	1040/870

Roof load

max. roof load	50	50	50	50	50
----------------	----	----	----	----	----

Performance

top speed, mph (km/h), where the law permits	112 (180)	112 (180)	126 (203)	144 (233)	143 (231)
acceleration, secs 0 - 62mph	10.9	10.9	8.7	6.7	6.7
ABI insurance group, 1 - 50	13E, 14E	14E	20E, 21E	27E, 27E, 27E	27E, 27E, 27E

Environmental information

fuel grade, minimum	Unleaded, 95 RON	Unleaded, 95 RON	Unleaded, 95 RON	Unleaded, 95 RON	Unleaded, 95 RON
fuel tank capacity, galls/ltrs ⁽⁴⁾	12/55	12/55	12/55	12/55	12/55
official fuel consumption, mpg/ltr per 100km ⁽⁵⁾					
urban	42.2/6.7 ⁽⁵⁾	45.6/6.2 ⁽⁵⁾	39.8/7.1 ⁽⁵⁾	34.0/8.3 ⁽⁵⁾	31.7/8.9 ⁽⁵⁾
extra-urban	58.9/4.8 ⁽⁵⁾	58.9/4.8 ⁽⁵⁾	56.5/5.0 ⁽⁵⁾	52.3/5.4 ⁽⁵⁾	51.4/5.5 ⁽⁵⁾
combined	51.4/5.5 ⁽⁵⁾	53.3/5.3 ⁽⁵⁾	48.7/5.8 ⁽⁵⁾	43.5/6.5 ⁽⁵⁾	42.2/6.7 ⁽⁵⁾
official CO ₂ emission, g/km ⁽⁵⁾	128 ⁽⁵⁾	124 ⁽⁵⁾	134 ⁽⁵⁾	150 ⁽⁵⁾	157 ⁽⁵⁾
emission class	EURO 6	EURO 6	EURO 6	EURO 6	EURO 6
noise, dB	72.0	69.0	72.0	71.0	74.0

	2.0 litre TDI 110 PS BlueMotion Technology Beetle, Design	2.0 litre TDI 110 PS BlueMotion Technology Design	2.0 litre TDI 150 PS BlueMotion Technology Design, Sport	2.0 litre TDI 150 PS BlueMotion Technology Design, Sport
--	--	--	---	---

Engines

engine type	Four cylinder	Four cylinder	Four cylinder	Four cylinder
cubic capacity, ltrs/cc	2.0/1968	2.0/1968	2.0/1968	2.0/1968
max. output, PS ⁽¹⁾ /kW at rpm	110/81 @ 3500	110/81 @ 3500	150/110 @ 3500	150/110 @ 3500
max. torque, lbs.ft/Nm at rpm	185/250 @ 1750-3000	185/250 @ 1750-3000	251/340 @ 1750-3000	251/340 @ 1750-3000
gearbox:	5 speed manual	7 speed auto DSG	6 speed manual	6 speed auto DSG

Weights, kgs

unladen weight ⁽²⁾	1380	1395	1421	1445
gross vehicle weight	1840	1860	1880	1900
payload ⁽²⁾	535	540	534	530
axle load limit: front/rear	1020/870	1040/870	1060/870	1080/870

Performance

top speed, mph (km/h), where the law permits	113 (182)	113 (182)	125 (202)	124 (200)
acceleration, secs 0 - 62mph	11.0	11.0	8.9	8.9
ABI insurance group, 1 - 50	13E, 13E	13E	20E, 21E	20E, 21E

Environmental information

fuel grade, minimum	Diesel ⁽³⁾	Diesel ⁽³⁾	Diesel ⁽³⁾	Diesel ⁽³⁾
fuel tank capacity, galls/ltrs ⁽⁴⁾	12/55	12/55	12/55	12/55
official fuel consumption, mpg/ltr per 100km ⁽⁵⁾				
urban	57.6/4.9 ⁽⁵⁾	57.6/4.9 ⁽⁵⁾	53.3/5.3 ⁽⁵⁾	50.4/5.6 ⁽⁵⁾
extra-urban	72.4/3.9 ⁽⁵⁾	67.3/4.2 ⁽⁵⁾	68.9/4.1 ⁽⁵⁾	64.2/4.4 ⁽⁵⁾
combined	65.7/4.3 ⁽⁵⁾	64.2/4.4 ⁽⁵⁾	61.4/4.6 ⁽⁵⁾	58.9/4.8 ⁽⁵⁾
official CO ₂ emission, g/km ⁽⁵⁾	112 ⁽⁵⁾	116 ⁽⁵⁾	119 ⁽⁵⁾	127 ⁽⁵⁾
emission class	EURO 6	EURO 6	EURO 6	EURO 6
noise, dB	72.0	69.0	72.0	69.0

Technical specification notes

- The maximum power output figures are quoted in PS (or Pferdestärke, which is the metric equivalent of horsepower). To convert from metric to imperial horsepower, divide the PS figure by 1.0139.
- Figures are calculated in accordance with manufacturer's criteria. The individual unladen weight depends on the specification of the vehicle, this then reduces the possible payload accordingly. The unladen weight and payload both include the fuel tank 90% full, driver (68kg) and luggage (7kg) in line with EU directive 95/48.
- The use of 100% RME and FAME (bio diesel) is not possible. Forecourt diesel with up to 7% bio diesel content, adhering to standard BS EN 590, can be used in diesel engines. The use of ethanol in forecourt petrol meeting BS EN 228 is allowable. The size of the fuel tank is approximate and therefore it may be possible to add a greater amount of fuel than the size of the tank specified, due to the space in the filler neck.
- Our CO₂ and consumption values are provisional and are currently under review. Revised values will be published if necessary. Fuel consumption and CO₂ figures are obtained under standardised EU test conditions (Directive 93/116/EEC). This allows a direct comparison between different manufacturer models but may not represent the actual fuel consumption achieved in 'real world' driving conditions. More information is available on the Volkswagen website at www.volkswagen.co.uk and at www.dft.gov.uk/vca. The weight of a vehicle will influence the level of CO₂ emissions it produces; as a result, vehicles with higher levels of specification and factory-fitted options may emit higher levels of CO₂. Choosing larger alloy wheels than those fitted as standard may result in increased fuel consumption as well as higher CO₂ emissions and subsequently an increased Vehicle Excise Duty (VED) band. BIK rates paid by company car drivers may also increase. In some instances, the 'On The Road' cost paid for a vehicle may increase as a result of the increased VED rate. CO₂ is the main greenhouse gas responsible for global warming. The specifications contained in this brochure are for information purposes only and are subject to change.

TECHNICAL SPECIFICATION – BEETLE CABRIOLET

	1.2 litre TSI 105 PS BlueMotion Technology Beetle Cabriolet, Design	1.2 litre TSI 105 PS BlueMotion Technology Design	1.4 litre TSI 150 PS BlueMotion Technology Design, Sport	2.0 litre TSI 220 PS BlueMotion Technology Sport	2.0 litre TSI 220 PS BlueMotion Technology Sport
--	--	--	---	---	---

Engines

engine type	Four cylinder	Four cylinder	Four cylinder	Four cylinder	Four cylinder
cubic capacity, ltrs/cc	1.2/1197	1.2/1197	1.4/1390	2.0/1984	2.0/1984
max. output, PS ⁽¹⁾ /kW at rpm	105/77 @ 5000-5500	105/77 @ 5000-5500	150/110 @ 5000-6000	220/162 @ 4500-6200	220/162 @ 4500-6200
max. torque, lbs.ft/Nm at rpm	129/175 @ 1400-4000	129/175 @ 1400-4000	185/250 @ 1500-3500	258/350 @ 1500-4400	258/350 @ 1500-4400
gearbox:	6 speed manual	7 speed auto DSG	6 speed manual	6 speed manual	6 speed auto DSG

Weights, kgs

unladen weight ⁽²⁾	1395	1421	1434	1481	1505
gross vehicle weight	1780	1800	1810	1870	1890
payload ⁽²⁾	460	454	451	464	460
axle load limit: front/rear	950/880	970/880	980/880	1040/880	1060/880

Performance

top speed, mph (km/h), where the law permits	111 (178)	111 (178)	124 (201)	143 (230)	141 (228)
acceleration, secs 0 - 62mph	11.7	11.7	9.1	6.9	6.9
ABl insurance group, 1 - 50	15E, 16E	16E	20E, 23E	29E	29E

Environmental information

fuel grade, minimum	Unleaded, 95 RON	Unleaded, 95 RON	Unleaded, 95 RON	Unleaded, 95 RON	Unleaded, 95 RON
fuel tank capacity, galls/ltrs ⁽⁴⁾	12/55	12/55	12/55	12/55	12/55
official fuel consumption, mpg/ltr per 100km ⁽⁵⁾					
urban	41.5/6.8 ⁽⁵⁾	44.1/6.4 ⁽⁵⁾	38.7/7.3 ⁽⁵⁾	33.2/8.5 ⁽⁵⁾	31.0/9.1 ⁽⁵⁾
extra-urban	58.9/4.8 ⁽⁵⁾	56.5/5.0 ⁽⁵⁾	54.3/5.2 ⁽⁵⁾	50.4/5.6 ⁽⁵⁾	50.4/5.6 ⁽⁵⁾
combined	50.4/5.6 ⁽⁵⁾	51.4/5.5 ⁽⁵⁾	47.1/6.0 ⁽⁵⁾	42.2/6.7 ⁽⁵⁾	41.5/6.8 ⁽⁵⁾
official CO ₂ emission, g/km ⁽⁵⁾	129 ⁽⁵⁾	127 ⁽⁵⁾	138 ⁽⁵⁾	154 ⁽⁵⁾	159 ⁽⁵⁾
emission class	EURO 6	EURO 6	EURO 6	EURO 6	EURO 6
noise, dB	72.0	69.0	72.0	71.0	74.0

	2.0 litre TDI 110 PS BlueMotion Technology Beetle Cabriolet, Design	2.0 litre TDI 110 PS BlueMotion Technology Design	2.0 litre TDI 150 PS BlueMotion Technology Design, Sport	2.0 litre TDI 150 PS BlueMotion Technology Design, Sport
--	--	--	---	---

Engines

engine type	Four cylinder	Four cylinder	Four cylinder	Four cylinder
cubic capacity, ltrs/cc	2.0/1968	2.0/1968	2.0/1968	2.0/1968
max. output, PS ⁽¹⁾ /kW at rpm	110/81 @ 3500	110/81 @ 3500	150/110 @ 3500	150/110 @ 3500
max. torque, lbs.ft/Nm at rpm	185/250 @ 1750-3000	185/250 @ 1750-3000	251/340 @ 1750-3000	251/340 @ 1750-3000
gearbox:	5 speed manual	7 speed auto DSG	6 speed manual	6 speed auto DSG

Weights, kgs

unladen weight ²	1485	1505	1505	1529
gross vehicle weight	1880	1900	1890	1910
payload ⁽²⁾	470	470	460	456
axle load limit: front/rear	1050/880	1070/880	1060/880	1080/880

Performance

top speed, mph (km/h), where the law permits	112 (180)	112 (180)	124 (200)	123 (198)
acceleration, secs 0 - 62mph	11.7	11.7	9.3	9.3
ABl insurance group, 1 - 50	15E, 16E	16E	23E, 23E	23E, 23E

Environmental information

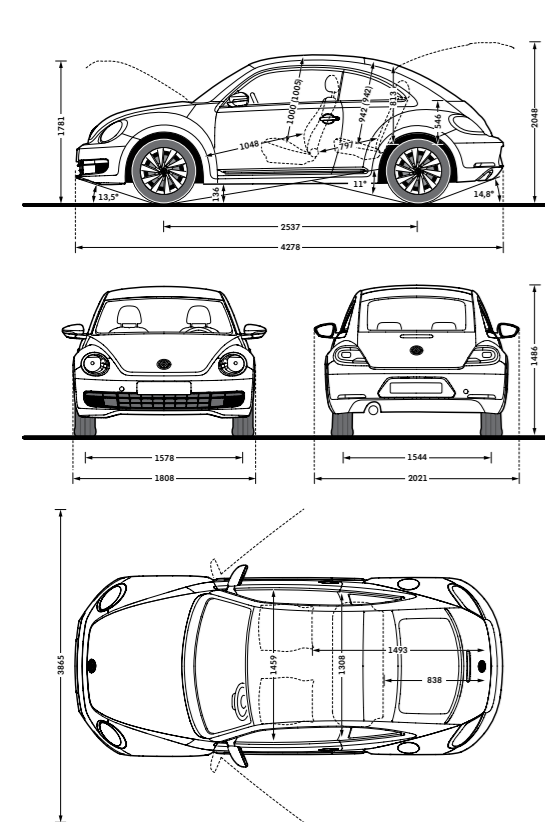
fuel grade, minimum	Diesel ⁽³⁾	Diesel ⁽³⁾	Diesel ⁽³⁾	Diesel ⁽³⁾
fuel tank capacity, galls/ltrs ⁽⁴⁾	12/55	12/55	12/55	12/55
official fuel consumption, mpg/ltr per 100km ⁽⁵⁾				
urban	56.5/5.0 ⁽⁵⁾	55.4/5.1 ⁽⁵⁾	53.3/5.3 ⁽⁵⁾	48.7/5.8 ⁽⁵⁾
extra-urban	68.9/4.1 ⁽⁵⁾	65.7/4.3 ⁽⁵⁾	67.3/4.2 ⁽⁵⁾	61.4/4.6 ⁽⁵⁾
combined	64.2/4.4 ⁽⁵⁾	61.4/4.6 ⁽⁵⁾	61.4/4.6 ⁽⁵⁾	56.5/5.0 ⁽⁵⁾
official CO ₂ emission, g/km ⁽⁵⁾	115 ⁽⁵⁾	119 ⁽⁵⁾	120 ⁽⁵⁾	130 ⁽⁵⁾
emission class	EURO 6	EURO 6	EURO 6	EURO 6
noise, dB	72.0	69.0	72.0	69.0

Technical specification notes

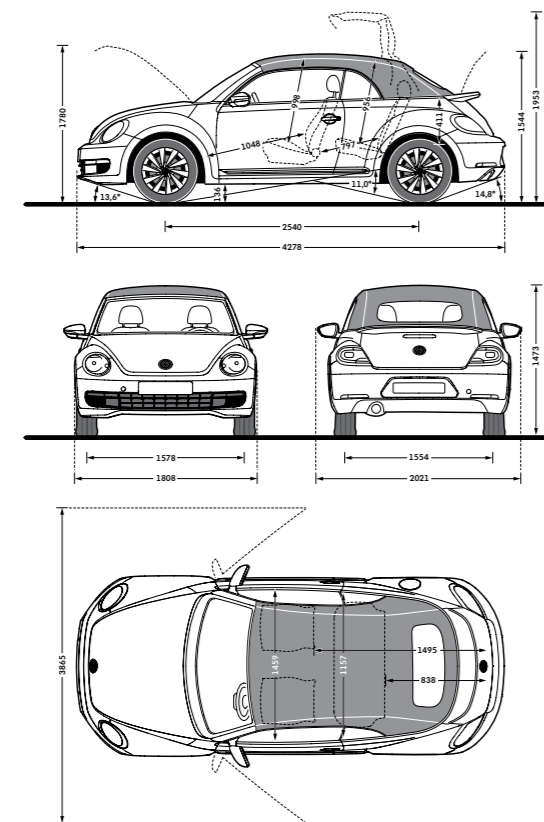
- The maximum power output figures are quoted in PS (or Pferdestärke, which is the metric equivalent of horsepower). To convert from metric to imperial horsepower, divide the PS figure by 1.0139.
- Figures are calculated in accordance with manufacturer's criteria. The individual unladen weight depends on the specification of the vehicle, this then reduces the possible payload accordingly. The unladen weight and payload both include the fuel tank 90% full, driver (68kg) and luggage (7kg) in line with EU directive 95/48.
- The use of 100% RME and FAME (bio diesel) is not possible. Forecourt diesel with up to 7% bio diesel content, adhering to standard BS EN 590, can be used in diesel engines. The use of ethanol in forecourt petrol meeting BS EN 228 is allowable.
- The size of the fuel tank is approximate and therefore it may be possible to add a greater amount of fuel than the size of the tank specified, due to the space in the filler neck.
- Our CO₂ and consumption values are provisional and are currently under review. Revised values will be published if necessary. Fuel consumption and CO₂ figures are obtained under standardised EU test conditions (Directive 93/116/EEC). This allows a direct comparison between different manufacturer models but may not represent the actual fuel consumption achieved in 'real world' driving conditions. More information is available on the Volkswagen website at www.volkswagen.co.uk and at www.dft.gov.uk/vca. The weight of a vehicle will influence the level of CO₂ emissions it produces; as a result, vehicles with higher levels of specification and factory-fitted options may emit higher levels of CO₂. Choosing larger alloy wheels than those fitted as standard may result in increased fuel consumption as well as higher CO₂ emissions and subsequently an increased Vehicle Excise Duty (VED) band. BIK rates paid by company car drivers may also increase. In some instances, the 'On The Road' cost paid for a vehicle may increase as a result of the increased VED rate. CO₂ is the main greenhouse gas responsible for global warming. The specifications contained in this brochure are for information purposes only and are subject to change.

DIMENSIONS

Beetle



Beetle Cabriolet



Maximum luggage capacity, litres VDA
measuring method using 200 x 100 x 50mm blocks

	Beetle	Beetle Cabriolet
With rear seat upright	310	225
With rear seat folded	905	N/A

Exterior dimensions

Length, mm	4278	4278
Width – excluding door mirrors, mm	1808	1808
Width – including door mirrors, mm	2021	2021
Width – opened doors, mm	3865	3865
Height, mm	1486	1473
Height – opened bonnet/floor, mm	1781	1780
Height – opened tailgate/floor, mm	2048	1544
Height – opened hood/floor, mm	N/A	1953
Wheelbase, mm	2537	2540
Turning circle, m	10.8	10.8

Interior dimensions

Effective headroom – front (with sunroof), mm	1000 (1005)	998
Effective headroom – rear (with sunroof), mm	942 (942)	956
Elbow width – front, mm	1459	1459
Elbow width – rear, mm	1308	1157
Legroom – front, mm	1048	1048
Legroom – rear, mm	797	797

On illustrations, where arrows and figures are shown inside of the vehicle, the measurements are for interior dimensions. Where arrows and figures are shown outside of the vehicle, the measurements are for exterior dimensions.

TECHNOLOGY

Engines

1.2 litre/105 PS⁽⁰¹⁾ (77 kW) petrol engine:

EU6 emissions standard, four cylinder in-line direct injection engine, two valves per cylinder and turbocharger module with electric boost pressure regulation. Available with a six speed manual or a seven speed automatic DSG transmission

1.4 litre/150 PS⁽⁰¹⁾ (110 kW) petrol engine:

EU6 emissions standard, four cylinder in-line direct injection twin-charged engine with four valves per cylinder, a supercharger and a turbocharger. Available with a six speed manual transmission

2.0 litre/220 PS⁽⁰¹⁾ (162 kW) petrol engine:

EU6 emissions standard, four cylinder in-line direct injection turbocharged engine. Fitted with four valves per cylinder and a turbocharger. Available with a six speed manual or a six speed automatic DSG transmission

2.0 litre/110 PS⁽⁰¹⁾ (81 kW) common rail diesel engine:

EU6 emissions standard, four cylinder in-line common rail diesel engine, with four valves per cylinder. Fitted with a turbocharger and a DPF (Diesel Particulate Filter). Available with a five speed manual or a seven speed automatic DSG transmission

2.0 litre/150 PS⁽⁰¹⁾ (110 kW) common rail diesel engine:

EU6 emissions standard, four cylinder in-line common rail diesel engine, with four valves per cylinder. Fitted with a turbocharger and a DPF (Diesel Particulate Filter). Available with a six speed manual or a six speed automatic DSG transmission

Transmission

- Front wheel drive through asbestos-free single-plate dry clutch. Hydraulic clutch mechanism.
- Five or six speed manual, six or seven speed automatic DSG gearbox with double joint half axes
- Electronic differential lock, combined with a hydraulically operated single-plate dry clutch with asbestos-free lining via a six speed auto DSG gearbox
- Five speed manual: 2.0 litre TDI 110 PS
- Six speed manual: 1.2 litre TSI 105 PS, 1.4 litre TSI 150 PS, 2.0 litre TSI 220 PS, 2.0 litre TDI 150 PS
- Six speed auto DSG: 2.0 litre TSI 220 PS, 2.0 litre TDI 150 PS
- Seven speed auto DSG: 1.2 litre TSI 105 PS, 2.0 litre TDI 110 PS

Running gear

- Electronic Stability Control (ESC) including Electronic Differential Lock (EDL), Traction Control (ASR)
- XDS electronic differential lock (1.4 litre TSI 150 PS and 2.0 litre TSI 220 PS only)
- Front suspension through coil springs with telescopic shock absorbers, all elements integrated in chassis legs
- Rear suspension with gas pressure shock absorbers and separate springs
- Wheel control: front through chassis legs and (lower) triangular wishbones (directionally stabilising steering roll radius)
- Wheel control: rear through four-link suspension with independent wheel suspension (2.0 litre TSI 220 PS only)
- Front and rear anti-roll bar

Steering

- Electro-mechanical steering rack
- Collapsible, height and lengthways adjustable safety steering column

Brakes

- ABS (Electronically controlled Anti-lock Braking System) with EBD (Electronic Brake-pressure Distribution)
- Asbestos-free brake pads
- Diagonal twin-circuit brake system with inner-ventilated front disc brakes and rear disc brakes
- Battery regeneration (recuperation – energy recovery during braking)

VOLKSWAGEN SERVICE

Exclusions and terms and conditions apply to all warranties and plans listed. For pricing and further details of Volkswagen Warranties and Service Plans, please consult your authorised Volkswagen retailer or repairer, or visit www.volkswagen.co.uk

The Volkswagen Warranty

Three-year Warranty

All Volkswagen passenger cars come with a three-year/60,000 miles warranty, which protects your car against the failure of most technical and electrical components due to manufacturing defects. This comprises a two-year manufacturer's warranty with unlimited mileage plus a further one-year/60,000 miles (whichever is soonest) Retailer Warranty¹. Should the mileage exceed 60,000 miles within the first two years, the manufacturer's two-year warranty will still be valid. Full details of the three-year warranty are available from your authorised Volkswagen retailer or repairer.

Body Protection Warranty

The internal body sections and panels of the Beetle are covered against rusting through from the inside for 12 years. Naturally, the vehicle must be cared for in compliance with the manufacturer's operating instructions. Please consult your authorised Volkswagen retailer or repairer for full warranty details.

Three-year Paintwork Warranty

This latest paintwork warranty, pioneered by Volkswagen, provides you with cover on a new car. Naturally, during the warranty period the car must be cared for in compliance with the manufacturer's operating instructions. Any paintwork defects, as a result of the manufacturing process, will be rectified without charge.

Approved Accessories

A comprehensive range of accessories from alloy wheels to carpet mats is available to complement the factory-fitted option list. Volkswagen approved accessories purchased from and fitted by your authorised Volkswagen retailer at the point of vehicle sale will also benefit from the three-year vehicle warranty.

Extended Warranty

If you order the Volkswagen Extended Warranty as an option when buying your new Beetle then you get the 100% Volkswagen Warranty and you can continue to enjoy comprehensive Volkswagen protection against many unforeseeable repair costs. Designed to your needs, you can purchase an extra one or two year's warranty up to a maximum of five years or 90,000 miles.

Service Intervals

Volkswagen is pleased to offer you a choice on how your Volkswagen is serviced. The appropriate selection is entirely dependent on how the car is likely to be driven and its general use. To help you identify which type of service would be most suitable, please refer to the following guide.

The Fixed Service is recommended for vehicles that will cover less than 10,000 miles in 12 months and if the vehicle is likely to be used in the following way:

- Predominantly urban driving, short journeys with frequent cold starts.
- Activities regularly producing high engine loading, e.g. frequent hill climbs, driving with vehicle fully loaded and towing.
- Uneconomical driving style using high rpms with heavy acceleration and heavy braking.

The service intervals for the Fixed Service are as follows:

- Oil change service – After 1 year or 10,000 miles (15,000km), whichever is soonest.
- Inspection service² – First after 2 years or 20,000 miles (30,000km), then every one year or 20,000 miles (30,000km), whichever is soonest.

The Flexible Service is recommended for vehicles with daily mileage of more than 25 miles where the vehicle is driven regularly mainly on longer distance journeys. The vehicle is driven mainly at a constant speed with minimum vehicle and engine loading, minimal towing and driven in an economical manner. With the Flexible Service the vehicle can cover anywhere between 10,000³ and a maximum of 20,000³ miles or 24 months (whichever is soonest) between oil changes.

The service intervals for the Flexible Service are as follows:

- Oil change service – According to flexible service interval display (after 2 years at the latest).
- Inspection service² – First after 2 years or 20,000 miles (30,000km), then every one year or 20,000 miles (30,000km), whichever is soonest.

The up! model is only available with the Fixed Service schedule. Please consult your authorised Volkswagen retailer or repairer for advice and full details.

Please note: If you purchase a Volkswagen Fixed Price Service Plan your vehicle will follow the Fixed Service schedule.

Volkswagen Insurance⁴

We want you to start enjoying your new car from day one and thanks to Volkswagen free five day insurance, you can. Call free on 0330 303 6930 (lines are open Monday to Friday 8am – 9pm and Saturday 9am – 5pm), provide a few details and a cover note will be sent to your retailer. They will then tax your car and you can drive it away.

Volkswagen Ensurance⁵

Get three years' Volkswagen Ensurance cover for free.

Another great benefit of being a Volkswagen driver. If your Volkswagen was damaged in an accident, wouldn't you want it fixed by a Volkswagen trained technician using only genuine Volkswagen parts?

Ensurance is Volkswagen's accident and repair cover which does exactly that. It works alongside your main comprehensive motor insurance policy no matter who you are insured with, to make sure you get the quality repair and service you would want. If you're involved in an accident or your car is stolen, just one call to us and we'll look after your claim from start to finish ensuring your Volkswagen is restored to the highest standard.

Activate your cover and benefit from:

- A guarantee that your Volkswagen will be repaired in a Volkswagen approved repairer, by Volkswagen trained technicians, using only genuine Volkswagen parts and paints.
- A dedicated Claims Manager who will manage your claim from start to finish, liaising with your insurer and the repairer so you don't have to.
- Help to recover any uninsured losses using our Legal Expenses Cover.
- Online claims tracking so you can keep up to date with the status of any claim.

Volkswagen Ensurance is free to all Volkswagen customers for three years and it only takes a minute to get cover. To find out more and to activate your cover, visit volkswagen-ensurance.co.uk

Volkswagen Finance⁶

Volkswagen Finance specialises in providing funding solutions for Volkswagen drivers. Whether your

Volkswagen is for private or business use, you can choose from a range of funding options.

- Solutions – a Personal Contract Plan
- Hire purchase
- Lease purchase
- Finance lease
- Contract hire

With all Volkswagen Finance products you can choose a fixed-cost maintenance plan to help you budget for your servicing and maintenance costs. No matter what finance product you choose, your local Volkswagen retailer will be able to provide you with a personalised quote that could meet your budget and vehicle needs.

Fuel consumption and CO₂ Emissions

Our CO₂ and consumption values are provisional and are currently under review. Revised values will be published if necessary. Fuel consumption and CO₂ figures are obtained under standardised EU test conditions (Directive 93/116/EEC). This allows a direct comparison between different manufacturer models but may not represent the actual fuel consumption achieved in 'real world' driving conditions. More information is available on the Volkswagen website at www.volkswagen.co.uk and at www.dft.gov.uk/vca.

The weight of a vehicle will influence the level of CO₂ emissions it produces; as a result, vehicles with higher levels of specification and factory-fitted options may emit higher levels of CO₂. Choosing larger alloy wheels than those fitted as standard may result in increased fuel consumption as well as higher CO₂ emissions and subsequently an increased Vehicle Excise Duty (VED) band. BIK rates paid by company car drivers may also increase. In some instances, the recommended 'On the road' retail price paid for a vehicle may increase as a result of the increased VED rate. CO₂ is the main greenhouse gas responsible for global warming.

The specifications contained in this brochure are for information purposes only and are subject to change.

Volkswagen Roadside Assistance

Every new car is registered for Volkswagen Roadside Assistance for one year except the Touareg which is registered for three years. This provides vehicle roadside and home recovery in the unlikely event of a breakdown in the UK and Europe (subject to conditions). Volkswagen Roadside Assistance can also be purchased for subsequent years. For full details, please contact your authorised Volkswagen retailer. Exclusions and terms and conditions apply. For pricing and further details of Volkswagen Roadside Assistance, please consult your authorised Volkswagen retailer, or visit www.volkswagen.co.uk

Tax Free Sales

For full details, please contact your authorised Volkswagen retailer.

Please note:

Some illustrations in this brochure do not necessarily reflect UK specifications and may not be available.

In particular, controls and some items of equipment are positioned differently for the UK.

The specifications contained in this brochure are for information purposes only and are subject to change.

If you require any specific feature, you must consult your authorised Volkswagen retailer who is regularly updated with any change in specification. Please check model availability and full specification details with your authorised Volkswagen retailer prior to ordering.

Note: we would like to advise you that telephone calls to Volkswagen Customer Care may be monitored and recorded as part of our training and quality assurance processes. All our monitoring and recording processes meet Ofcom regulations.

¹ All warranty work must be completed by an authorised Volkswagen retailer or repairer.

² The inspection service first at 3 years (or 40,000 miles) and then every second year (or 40,000 miles) has additional workscope.

³ The quoted mileage is based on a conversion from kilometres and is therefore unlikely to exceed circa 18,000 miles between oil changes.

⁴ Volkswagen Financial Services is a trading name of Volkswagen Financial Services (UK) Limited ('VWFS UK'). Registered in England and Wales number: 2835230. Registered Office: Brunswick Court, Yeomans Drive, Blakelands, Milton Keynes MK14 5LR. Financial and consumer credit services are provided by VWFS UK. Annual insurance credit is provided by Ageas Retail Limited. Volkswagen Motor Insurance from VWFS UK is sold and administered by Ageas Retail Limited, registered in England and Wales number: 1324965 Registered Office: Ageas House, Hampshire Corporate Park, Templars Way, Eastleigh, Hampshire SO53 3YA. VWFS UK and Ageas Retail Limited are not part of the same corporate group.

⁵ Ensurance from Volkswagen Financial Services is sold and administered by Lawshield UK Limited, registered in England number: 3360532 (registered office: Lawshield House, 850 Ibis Court, Lakeside Drive, Centre Park, Warrington, Cheshire WA1 1RL) and underwritten by UK General Insurance Limited on behalf of Ageas Insurance Limited, registered in England number: 354568 (registered office: Ageas House, Tollgate, Eastleigh, Hampshire SO53 3YA).

⁶ Finance is available to 18s and over, subject to status. Terms and conditions apply. Volkswagen Finance.



Model shown is Beetle Cabriolet Sport with optional 19" 'Tornado' alloy wheels, Bi-xenon headlights, body-coloured dash and door panels and Tornado Red paint.

The Beetle and Beetle Cabriolet

Volkswagen Information Service. Telephone: 0800 333 666

Internet: www.volkswagen.co.uk

© Volkswagen Group United Kingdom Limited 2015.

Issue: 11 November 2015. Printed in UK.

PVW802BETCOM



facebook.com/VolkswagenUK



[@UKVolkswagen](https://twitter.com/@UKVolkswagen)



youtube.com/UKVolkswagen