

# GOLF. DAS AUTO.



Das Auto.



03	THE GOLF.
06	DESIGN.
14	GOLF S.
16	GOLF BLUEMOTION.
18	GOLF MATCH AND NEW MATCH BLUEMOTION.
20	GOLF GT.
22	GOLF R-LINE.
26	GOLF GTD.
28	GOLF GTI.
30	GOLF R.
34	GOLF GTE.
36	E-GOLF.
38	THINK BLUE.
40	ENGINES AND GEARBOXES.
42	SAFETY.
48	EQUIPMENT.
56	WHEELS.
58	PAINT.
60	UPHOLSTERY.
61	COMBINATIONS.
64	TECHNICAL SPECIFICATION.
68	TECHNOLOGY.
69	DIMENSIONS.
72	CO <sub>2</sub> EMISSIONS AND VED BANDS WITH OPTIONAL WHEELS.
74	VOLKSWAGEN SERVICE.



Model shown is Golf Match with optional Bi-xenon headlights and metallic paint.

IN ONE SECOND A PERSON CAN  
PROCESS JUST **SIX WORDS.**  
OR, AN ENTIRE IMAGE.

MORE AERODYNAMIC, MORE ATHLETIC AND  
MORE ELEGANT. BUT STILL UNMISTAKABLY A GOLF.



Model shown is Golf GTI with optional GTI Performance pack and Oryx White premium signature paint.



Iconic down to the last detail: the body-coloured door mirrors are mounted stylishly on the lower window line, allowing an extra triangular window to improve all-round vision. Integrated rear lights blend harmoniously with the bodywork, creating a powerful presence.



Model shown is Golf GT with optional Bi-xenon headlights and metallic paint.



OVER A LIFETIME,  
THE AVERAGE PERSON WILL  
TAKE DETOURS OF NEARLY  
**15,000 MILES.**

YOU CAN ENJOY EVERY ONE - THANKS TO THE EXCEPTIONAL  
LEVELS OF COMFORT, QUALITY, FUNCTIONALITY AND  
SPACIOUSNESS IN THE GOLF.

Interior shown is Golf GT DSG with optional Discover Navigation Pro touch-screen navigation/DVD radio system,  
climate control - 2Zone electronic air conditioning, 'Vienna' leather upholstery and metallic paint.



When it comes to functionality and ergonomics, the Golf excels. For a more controlled, intense driving experience, the centre console is angled slightly towards the driver. This ensures both the touch-screen of the new infotainment system and the controls for the air conditioning and heating are easy to reach, with every switch and display intuitively to hand, exactly where you would expect it to be. And yet again, we're raising the benchmark in workmanship and finish, with chrome-plated surrounds on controls and switches, depending which model you select. All of which ensures the Golf not only looks good, but feels good too – the true test of quality.

Image shown is for illustrative purposes only and does not show the actual field of vision.

## A PERSON'S CENTRAL FIELD OF VISION COVERS JUST 30 DEGREES.

IN THE GOLF, THE DASHBOARD AND CENTRE CONSOLE ARE ANGLED TOWARDS THE DRIVER, ENSURING ALL CONTROLS ARE OPTIMALLY POSITIONED AND INFORMATION IS CLEARLY IN VIEW.



Interior shown is Golf GT DSG with optional Discover Navigation Pro touch-screen navigation/DVD radio system, 'Vienna' leather upholstery, climate control – 2Zone electronic air conditioning and metallic paint.



Closed, half open or fully open, the optional electric panoramic sliding/tilting glass sunroof opens up a host of possibilities. The long glass roof merges into the windscreen, so that you are almost completely surrounded by sky and the sweep of the horizon. When open, you can enjoy fresh air even at high speeds without the worry of turbulence; and when closed, the sunroof reflects 99% of UV radiation, 92% of heat and 90% of light thanks to the optimised insulation. Should the sun get too hot or the sky too grey, simply close the integrated roller blind, even if the sunroof is open, allowing in draught-free ventilation. Optional on Match, GT, R-Line, GTD, GTI and R models.

## DIRECT **SUNLIGHT** INCREASES HUMAN ENDORPHIN PRODUCTION 8-FOLD.

MORE LIGHT, MORE AIR, MORE ATMOSPHERE: THE OPTIONAL PANORAMIC ELECTRIC SLIDING/TILTING GLASS SUNROOF INCREASES DRIVING FUN THREE TIMES OVER.

Model shown is Golf GT with optional 18" 'Serron' alloy wheels, panoramic sunroof and metallic paint.

# GOLF S

## EQUIPMENT

The Golf S offers better performance, greater safety and a higher level specification than ever before. Key features include the latest generation Composition Media system that now features a larger 6.5 inch colour touch-screen that displays the DAB digital radio information, Think Blue. Trainer – driver tips and journey analysis, car information display, title and cover art display and, for compatible Android smartphones, the SMS functionality which allows you to read, compose and send SMS messages using the touch-screen display. Bluetooth telephone and audio connection now allows simultaneous pairing of two compatible mobile devices\*, while the MDI (Multi Device Interface) via USB connection, SD card reader and single CD player allows music playback from MP3, WMA and AAC files through eight speakers with 4 x 20 watt output, whilst a multifunction computer and manual air conditioning fitted as standard, ensures an exceptional driving experience. Inside, 'Dark Rhodium Fine' decorative inserts in the dash and door panels complement the stylish and durable 'Salt' cloth upholstery. Safety features such as Automatic Post-Collision Braking System, tyre pressure loss indicator and XDS electronic differential lock for improved traction and handling make your journey even safer and more enjoyable, while remote central locking, electric front windows and an electronic parking brake make for a more convenient journey. The distinctive black radiator grille and front air intake, halogen clear headlights with daytime running lights, and heat insulating green tinted glass exude style and charisma, epitomised by the sleek tornado line running down the side of the Golf. 15 inch wheel trims and twin exhaust tailpipe (125 PS engines only) complete the look. However, the Golf doesn't just have great looks and lots of specification, it also packs in great technology to help you save fuel. Already more fuel efficient than its predecessor it features a Start/Stop function, visual gear change recommendation and battery regeneration (recuperation – energy recovery during braking).

**01 Manual air conditioning** ensures a pleasant cabin temperature throughout, with the selected temperature reached quickly and efficiently and then regulated.

**02 The Composition Media system** is equipped with a 6.5 inch colour touch-screen, DAB digital radio receiver, single CD player, MDI (Multi Device Interface) via USB connection to compatible products, title and cover art display, SD card reader and also features an SMS functionality to read, compose and send SMS messages with the touch-screen display, using compatible Android smartphones.

**03 Distinctive halogen clear headlights** set into the stylish black radiator grille, along with the new design air intake and body-coloured bumpers create a character that's unmistakably Golf. Model shown features optional metallic paint.

\* Devices must be Bluetooth HFP (Hands Free Profile) compatible, please contact your authorised Volkswagen retailer for specific phone compatibility.



Interior shown is Golf S with optional metallic paint.





# GOLF BLUEMOTION

## EQUIPMENT

The Golf BlueMotion is one of the world's most economical family cars, setting a new benchmark in fuel efficiency, as well as delivering all the Golf's traditional attributes of comfort, safety and practicality. A genuine five-seater, it returns an outstanding 83.1mpg<sup>1</sup> on the Combined fuel cycle, which means, based on an annual driving distance of around 9,300 miles, it potentially requires refuelling just ten times a year, making it an ideal family choice. It also produces greatly reduced CO<sub>2</sub> emissions of just 89g/km<sup>1</sup>, representing 15% less than the previous generation Golf BlueMotion. These impressive figures are due to a whole raft of innovations, including longer gear ratios, Start/Stop function and battery regeneration system and the outstanding 1.6 litre TDI 110 PS engine. Exceptional frugality and low emissions are not at the expense of style, and the Golf BlueMotion is fitted with a higher level of specification than ever before. External styling includes 15 inch 'Lyon' alloy wheels, an aerodynamic black front air intake and radiator grille with distinctive blue stripe, and unique 'BlueMotion' badging, while performance is enhanced by the uniquely shaped C-pillar spoiler and roof spoiler, and sports suspension lowered by approximately 10mm. Inside, the Golf BlueMotion is equipped with the same impressive features as the Golf S, including a multifunction computer, Bluetooth telephone and audio connectivity<sup>2</sup>, and Composition Media system with a 6.5 inch colour touch-screen and DAB digital radio receiver. 'Salt' cloth upholstery is durable and contemporary, enhanced by 'Dark Rhodium Fine' decorative inserts in the dash and door panels, while luxuries such as electric front windows, electronic parking brake, manual air conditioning and electrically heated and adjustable door mirrors enhance driving comfort.

**01** The Golf BlueMotion has set a new benchmark of low emissions through a combination of enhanced aerodynamics such as the uniquely shaped C-pillar spoiler and rear roof spoiler, weight reduction and intelligent engineering refinements. These environmental credentials herald the Golf BlueMotion with having the lowest CO<sub>2</sub> emission of a diesel Golf, at just 89g/km<sup>1</sup>. Model shown features optional metallic paint.



Interior shown is Golf BlueMotion with optional metallic paint.

<sup>1</sup> Fuel consumption and CO<sub>2</sub> figures are obtained under standardised EU test conditions (Directive 93/116/EEC). This allows a direct comparison between different manufacturer models but may not represent the actual fuel consumption achieved in 'real world' driving conditions. Please see pages 64-67 for full details. More information is available on the Volkswagen website at [www.volkswagen.co.uk](http://www.volkswagen.co.uk) and at [www.dft.gov.uk/vca](http://www.dft.gov.uk/vca).

<sup>2</sup> Devices must be Bluetooth HFP (Hands Free Profile) compatible, please contact your authorised Volkswagen retailer for specific phone compatibility.

# GOLF MATCH AND NEW MATCH BLUEMOTION

## EQUIPMENT

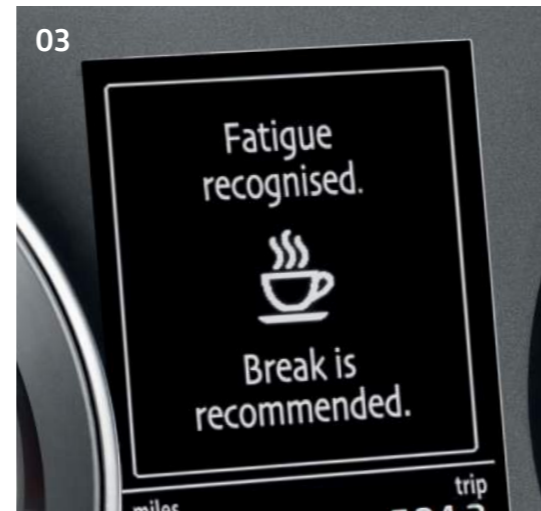
More elegant, luxurious and flexible than ever, the Golf Match offers high levels of comfort and convenience. Outside is characterised by stylish 16 inch 'Dover' alloy wheels, front fog lights including static cornering function and chrome detailing on the front radiator grille and air intake. Inside, the interior is upholstered in 'Zoom/Micro' cloth and 'Brushed Dark Silver' decorative inserts adorn the dash and door panels. Standard features include front comfort seats with height and lumbar adjustment, a leather-trimmed three-spoke steering wheel and gear knob, and an alarm with interior protection. Safety and security is enhanced with PreCrash preventive occupant protection, front and rear parking sensors, and a Driver Alert system to advise you when to take a break. Also fitted as standard on Match models is Adaptive Cruise Control (ACC), which under certain conditions will maintain a distance to a car in front. ACC also includes Front Assist which uses radar sensors to monitor the traffic situation in front of your car and warn of a potential rear-end collision and the City emergency braking system will boost brake pressure should it be required. Driver profile selection allows you to choose the driving style you prefer and cruise control and speed limiter help take the strain out of your journey, while Match and Match BlueMotion models both benefit from rain sensor and automatic dimming interior rear-view mirror, remote electrically foldable door mirrors with reverse activated kerb-view adjustment on passenger's door mirror, door mirror puddle lights, automatic coming/leaving home lighting function and, on 5-door models, rear electric windows are convenient additions. Finally, a 3.5 inch TFT multifunction computer will tell you everything you need to know about your trip, leaving you to enjoy your journey in the greatest of comfort.

**01** The 16 inch 'Dover' alloy wheels give the exterior a dynamic look.

**02** Adaptive Cruise Control (ACC) including Front Assist, radar sensor controlled distance monitoring system with City emergency braking system and cruise control offers you intelligent control of your driving speed by automatically adjusting acceleration and braking. (Match models only).

**03** The Driver Alert system monitors your driving behaviour or, if you've been driving too long, it will advise you to take a break both acoustically and visually.

**04** Door mirror puddle lights and remote electrically foldable door mirrors form part of the Mirror pack, illuminating the area for added convenience and safety. Image features optional Gas discharge (Bi-xenon) headlights.



Interior shown is Golf Match with optional metallic paint.

# GOLF GT

## EQUIPMENT

Sporty, charismatic and refined, the Golf GT combines exclusivity with elegance and styling. Its exterior features stylish 17 inch 'Dijon' alloy wheels and sports suspension lowered by approximately 10mm, giving it more poise and sports appeal. Front fog lights with static cornering function add further style and safety, while the black front air intake, radiator grille with chrome trimmed inserts and roundel surround, and 65% light absorbing tinted glass from the B pillar backwards, are perfectly complemented by 'Cherry red' rear light clusters. Inside, front sports seats with height and lumbar adjustment upholstered with Alcantara seat centre sections with 'Global' cloth side bolsters perfectly complement the 'Cyclone' decorative inserts in the dash and door panels and 'Gloss Black' decorative inserts in the centre console. Ambient lighting is created by lights in the front door armrests and light strips set below the trim in the front doors, and along with front and rear carpet mats and chrome detailing on the electric window and mirror switch surrounds, they enhance the already luxurious feel. Front and rear parking sensors with optical parking display via the vehicle's audio system and electrically foldable door mirrors with reverse activated kerb-view adjustment on the passenger's door mirror provide extra convenience when parking. Finally, the latest generation Discover Navigation system which includes all the features of the Composition Media system as well as preloaded European navigation data, branded points of interest, dynamic navigation based on TMC+, three route options (Fast, Short, Eco), Speed Limit Display<sup>1</sup>, 2D/3D map view and 3-years Car-Net 'Guide and Inform'<sup>2</sup> providing online access to a range of useful information such as traffic, fuel pricing, parking space availability, weather and news feeds.

**01** The Discover Navigation touch-screen navigation/radio system builds upon the impressive Composition Media system, but with many other additional features.

**02** The 17 inch 'Dijon' alloy wheels complete with sports suspension, lowered by approximately 10mm, give the exterior a stylish and sporty look.

**03** The front fog lights including static cornering function improve visibility in poor driving conditions and are a stylish addition to the front of the Golf GT.

<sup>1</sup> Speed Limit Display only reflects national speed limits and does not show temporary speed limit restrictions, or where permanent changes to speed limits are made in-between map updates.

<sup>2</sup> Car-Net 'Guide and Inform' services are accessed via a compatible mobile device. Please see [www.volkswagen.co.uk](http://www.volkswagen.co.uk) for more information. The use of 'Guide and Inform' services entails exchanging large volumes of data. As such, we strongly recommend that you sign-up for a flat rate data plan with your mobile network provider. After the initial 3-year Car-Net contract, an annual subscription is chargeable for the continuation of Car-Net 'Guide and Inform' services.



Interior shown is Golf GT DSG with optional Discover Navigation Pro touch-screen navigation/DVD radio system, climate control – 2Zone electronic air conditioning, 'Vienna' leather upholstery and metallic paint.

# THE GOLF R-LINE. BE DIFFERENT.



Model shown is Golf R-Line with optional Bi-xenon headlights and Oryx White premium signature paint.

# GOLF R-LINE

## EQUIPMENT

Exciting, sporty and stylish, the Golf R-Line builds on the impressive specification of the Golf GT with enhanced body styling and a number of refinements. The unique 'R-Line' styling pack includes a distinctive radiator grille and side skirts, specially designed front and rear bumpers creating an elegant, aerodynamic design that exudes charisma and personality. 17 inch 'Singapore' alloy wheels emphasise its sporty character, while the unique 'R-Line' rear roof spoiler and diffuser complete its agile, athletic look, giving a dynamic road presence. Inside, unique 'R-Line' styling creates a luxurious and sporty feel with contemporary 'Race' front sports seats displaying the 'R-Line' logo, complemented by 'Black Lead Grey' decorative inserts in the dash and door panels and black rooflining. The R-Line multifunction sports steering wheel is finished in leather with contrasting grey stitching, matching the leather trimmed gear knob and gear lever gaiter, while unique 'R-Line' door sill protectors complement the stainless steel pedals. All combine to create an interior ambience that is both exclusive and inviting. Other features include ambient lighting, front and rear carpet mats, remote electrically foldable door mirrors, and front and rear parking sensors. This is R-Line refinement at its best.

**01** The 'R-Line' logo on the radiator grille is an unmistakable sign of the Golf R-Line's unique sporty character.

**02** The powerful exterior of the **Golf R-Line** is easily identifiable by the body-coloured rear roof spoiler, uniquely-shaped front and rear bumpers and chrome twin exhaust tailpipe. Model shown features optional Oryx White premium signature paint.



Interior shown is Golf R-Line DSG with optional Discover Navigation Pro touch-screen navigation/DVD radio system, climate control - 2Zone electronic air conditioning, Winter pack and Oryx White premium signature paint.

# GOLF GTD

## EQUIPMENT

The Golf GTD is the most powerful GTD to date, raising the benchmark to a whole new level. What better way to have fun? The phenomenal 184 PS engine accelerates from 0-62mph in just 7.5 seconds and returning an astounding 67.3mpg<sup>1</sup> on the Combined fuel cycle, it's also the most fuel efficient ever. The eye-catching exterior of the GTD is built to impress; the 'GTD' styling pack – uniquely shaped front and rear bumpers and 'Black' honeycomb front air intake and radiator grille hint at its sporting prowess, while illuminated door sill protectors, lowered sports suspension and a prominent rear spoiler reinforce its capability. The positive stance of the 18 inch 'Nogaro' alloy wheels, chrome twin exhaust tailpipe and a rear diffuser confirm its race-inspired pedigree. Inside the GTD, hot hatch styling includes classic 'Jacara Grey' tartan heated front sports seats, 'GTD' instrument cluster, 'Cyclone' decorative inserts, stainless steel pedals and stylish grey stitching on the leather trimmed multifunction steering wheel and gear knob gaiter. Infotainment is provided by the Discover Navigation system, which will guide you with ease to your chosen destination. Features include preloaded European navigation data, branded points of interest, dynamic navigation based on TMC+, three route options (Fast, Short, Eco), Speed Limit Display<sup>2</sup>, 2D/3D map view and 3-years Car-Net 'Guide and Inform' access<sup>3</sup> providing online access to a range of useful information such as traffic, fuel pricing, parking space availability, weather and news feeds. While climate control – 2Zone electronic air conditioning, front and rear parking sensors, Winter pack, keyless entry and keyless start and ambient lighting all help ensure total luxury. Why would you ever want to get out? It doesn't get cooler than this.

**01** The imposing style of the **18 inch 'Nogaro' alloy wheels** reinforcing the dynamic look of the Golf GTD.

**02** Confident and self-assured with its streamlined body shape, dynamic handling and sports suspension, the **Golf GTD** is a true sports performer. Model shown features optional non-metallic paint.

<sup>1</sup> Fuel consumption and CO<sub>2</sub> figures are obtained under standardised EU test conditions (Directive 93/116/EEC). This allows a direct comparison between different manufacturer models but may not represent the actual fuel consumption achieved in 'real world' driving conditions. Please see pages 64-67 for full details. More information is available on the Volkswagen website at [www.volkswagen.co.uk](http://www.volkswagen.co.uk) and at [www.dft.gov.uk/vca](http://www.dft.gov.uk/vca).

<sup>2</sup> Speed Limit Display only reflects national speed limits and does not show temporary speed limit restrictions, or where permanent changes to speed limits are made in-between map updates.

<sup>3</sup> Car-Net 'Guide and Inform' services are accessed via a compatible mobile device. Please see [www.volkswagen.co.uk](http://www.volkswagen.co.uk) for more information. The use of 'Guide and Inform' services entails exchanging large volumes of data. As such, we strongly recommend that you sign-up for a flat rate data plan with your mobile network provider. After the initial 3-year Car-Net contract, an annual subscription is chargeable for the continuation of Car-Net 'Guide and Inform' services.



Interior shown is Golf GTD with optional Discover Navigation Pro touch-screen navigation/DVD radio system.



# GOLF GTI

## EQUIPMENT

Often copied, never equalled; there has only ever been one Golf GTI. Now in its seventh generation, the Golf GTI remains true to itself, still retaining its iconic detail – the 'Black' honeycomb radiator and front air intake grilles, side skirts and gleaming chrome 'GTI' badge – but now with a modern twist. Like the traditional red stripe that now extends into the Bi-xenon headlights, 18 inch 'Austin' alloy wheels, 'Red' brake calipers, lowered sports suspension, unique 'GTI' badging and classic 'Jacara Red' tartan upholstery that shows unmistakably where it began. Building over the impressively equipped GTD, you'll find the Discover Navigation touch-screen navigation/radio system, colour multifunction computer, climate control – 2Zone electronic air conditioning, heated windscreen washer jets, low washer fluid warning light and Keyless entry and keyless start will help make every journey a pure driving pleasure. Not to mention faster acceleration, unprecedented power and exhilarating performance with the powerful 2.0 litre TSI 220 PS engine. And if that's not enough, there is the anticipation of 350 Nm of torque. Specify the optional GTI Performance pack, and you gain up to 230 PS of power to get your adrenalin pumping even more.

**01** The optional 'GTI Performance pack' features larger brake discs, red brake calipers with 'GTI' logo, mechanical limited slip differential and an extra 10 PS, accelerating from 0-62mph in just 6.4 seconds.

**02** Gas discharge (Bi-xenon dipped and main beam headlights) including static cornering function, automatic range adjustment, headlight washers, low washer fluid warning light and LED daytime running lights ensure your vehicle is visible to other road users in any weather. Model shown features optional Oryx White premium signature paint.



Interior shown is Golf GTI with optional Oryx White premium signature paint.

# THE GOLF R.

PURE ENERGY.



Model shown is Golf R with optional 19" 'Pretoria' alloy wheels and Lapiz Blue metallic signature paint.



# GOLF R

## EQUIPMENT

Inspired by the performance and technology of motorsport, the Golf R delivers all the exhilaration, excitement and dynamic handling you would expect from the fastest ever Golf to date. Powered by a 2.0 litre TSI engine with an incredible 300 PS and a six speed manual gearbox – or six speed auto DSG gearbox – the 'R' features 4MOTION four wheel drive which transmits power to the 18 inch 'Cadiz' alloy wheels seamlessly, propelling it from 0 – 62mph in a heart pounding 5.1 seconds (4.9 seconds on DSG models), and accelerating to a top speed of 155 mph, where the law permits. The adrenalin buzz will begin as soon as you set eyes on the R, featuring 'Black' brake calipers with 'R' logo, 'R' sports suspension, 'Black' rear diffuser and twin oval chrome exhaust tailpipes to the left and right. The distinctive 'R' styling pack with specially shaped front and rear bumpers and side sills and unique 'R' radiator grille with matt-chrome strip hint at the power within, while 'R' badging, and matt-chrome effect door mirrors add to the thrill. Bi-xenon headlights with static cornering function, automatic range adjustment and double 'U-shaped' LED daytime running lights complete the stunning visual impact. For a real touch of exclusivity, only available to the Golf R is optional 'Lapiz Blue' metallic signature paint. Inside, front sports seats with embroidered 'R' logo on the head restraints provide support and comfort while cornering, and the leather trimmed three-spoke multifunction steering wheel with 'R' logo gives the feel of a real sports performer. 'Race' cloth upholstery seat centre sections with grey Alcantara side bolsters, 'Carbon-touch' decorative inserts on the dash and door panels and 'Gloss Black' decorative inserts in the centre console add style and luxury. The Composition Media system now features a larger 6.5 inch colour touch-screen that displays the DAB digital radio information, Think Blue. Trainer. – driver tips and journey analysis, car information display, title and cover art display and, for compatible Android smartphones, the SMS functionality which allows you to read, compose and send SMS messages using the touch-screen display. Bluetooth telephone and audio connection now allows simultaneous pairing of two compatible mobile devices<sup>1</sup>, while the MDI (Multi Device Interface) via USB connection, SD card reader and single CD player allows music playback from MP3, WMA and AAC files through eight speakers with 4 x 20 watt output. Finally, the unique 'R' gear lever knob, 'R' instrument cluster with blue needles and 'R' design key reinforce the fact that this is no ordinary Golf. Prepare to be amazed.

**01** The 18 inch 'Cadiz' alloy wheels and lowered sports suspension give the look and feel of a true sports performer.

**02** Matt-chrome effect door mirrors are unique to the Golf R, contributing even more to the sporty exterior.

**03** The unique 'R' radiator grille with matt-chrome strip, 'R' badging and 'R' styling pack, featuring uniquely shaped front and rear bumpers and side sills create a streamlined, aerodynamic exterior that hints of the power and performance that awaits you. Model shown features optional Lapiz Blue metallic signature paint.

<sup>1</sup> Devices must be Bluetooth HFP (Hands Free Profile) compatible, please contact your authorised Volkswagen retailer for specific phone compatibility.



Interior shown is Golf R DSG with optional Discover Navigation Pro touch-screen navigation/DVD radio system and 'Vienna' leather upholstery.

# GOLF GTE

## EQUIPMENT

Powerful, sporty and responsive, the Golf GTE offers the best of both worlds, combining electric sustainability and economy with GTI dynamics. At the touch of a button, it moves from all-electric frugality and zero emissions to the combined power of the electric motor and TSI petrol engine, delivering near GTI performance, propelling the Golf GTE from 0-62mph in just 7.6 seconds. Alternatively, driving in all-electric mode gives you a range of 31 miles<sup>1</sup> from a full charge, and when electric and petrol combine, the total range is an impressive 580 miles<sup>1</sup>. So whether you press the GTE button or not, a new driving experience awaits you. Offering iconic GTI-style sports appeal, the blue accents of the GTE have their own inimitable style, with a blue stripe extending across the radiator grille into the LED headlights, unique 'GTE' blue badging, sporty bumpers front and rear, featuring distinctive fins on the front along with characteristic 'C'-shaped LED daytime running lights. The unique GTE styling continues inside with front sports seats, 'Jacara Blue' upholstery, a leather trimmed multifunction steering wheel with blue contrast stitching, 'GTE' logo, 'Chequered Black' inserts and stainless steel pedals. **For more information about the Golf GTE, contact your Volkswagen Retailer or go to [www.volkswagen.co.uk/new/golf-gte-vii/which-model/brochures](http://www.volkswagen.co.uk/new/golf-gte-vii/which-model/brochures)**

**01** The Golf GTE is equipped with two charging cables with different plugs: one to charge up from a domestic mains socket, and one for a charging station or wall box. A **wall box** provides you with up to 55% higher charging performance and consequently shorter charging time than a mains socket. Information regarding this charging equipment, local infrastructure check, installation, servicing and customer helpline will be available from your authorised Volkswagen retailer at point of sale. Wall box shown for illustration purposes only.

**02** At the touch of the **'GTE' button**, the electric motor and TSI petrol engine combine to deliver a top speed of 138mph, where the law permits, and a whole new driving experience achieving an amazing 166mpg<sup>2</sup> on the Combined fuel cycle with low emissions of just 39g/km<sup>2</sup>. When fully charged in all-electric mode, the economy is even greater with the electric range extending to 31 miles<sup>1</sup> and when electric and petrol combine, the total range is 580 miles<sup>1</sup>.

**03** With the GTE button pressed and the combined power of the electric motor and the TSI engine generating an impressive 204 PS and 350 Nm of torque, the GTE provides exhilarating performance. The **XDS electronic differential lock** improves traction during cornering by applying pressure to the inner front wheel to prevent wheel spin, making handling even more sporty, safe and accurate.



To find out more about the benefits of owning an ultra low emission vehicle, including the Government's grants for vehicles and chargepoints, visit [www.GoUltraLow.com](http://www.GoUltraLow.com)

<sup>1</sup> The specified NEDC range can vary because of driving style, speed, use of additional electrical consuming equipment, outside temperature, number of people in car/maximum load, driving style selection (normal, ECO, ECO+) and terrain.  
<sup>2</sup> Fuel consumption and CO<sub>2</sub> figures are obtained under standardised EU test conditions (Directive 93/116/EEC). This allows a direct comparison between different manufacturer models but may not represent the actual fuel consumption achieved in 'real world' driving conditions. Please see pages 64-67 for full details. More information is available on the Volkswagen website at [www.volkswagen.co.uk](http://www.volkswagen.co.uk) and at [www.dft.gov.uk/vca](http://www.dft.gov.uk/vca).



Interior shown is Golf GTE with optional Oryx White premium signature paint.

# e-GOLF

## EQUIPMENT

The future is electric. The e-Golf takes a major step forward to a future of sustainable motoring. With a range of up to 118 miles<sup>1</sup> between charges, it is the ideal everyday vehicle. Whether driving round town, doing the school run, going on a shopping trip, socialising or going to work, it delivers responsive performance, giving you plenty of driving enjoyment, while producing zero emissions when the vehicle is in motion. If you're looking for the ultimate in driving efficiency alongside incredibly low operating costs, this is the car for you. The conveniently located 'Powermeter' shows the energy currently being retrieved, while 'eMAX' will display to the driver the maximum available acceleration performance. The range<sup>1</sup> efficiency of the e-Golf can be increased by using the driving profiles ECO and ECO+, both available at the touch of a button. In the ECO+ mode, the maximum range is reached with slower acceleration and a reduced top speed, and climate control – 2Zone electronic air conditioning is deactivated. For drivers who value a good driving range but not at the expense of agility and comfort, ECO mode is the optimal solution, delivering a top speed of 71mph, where the law permits, with reduced air conditioning performance. With sufficient battery charge level, higher speeds are possible in the ECO and ECO+ profiles, for example, when overtaking or using short bursts of speed. A 3-year subscription to Car-Net e-remote, a mobile services app for your compatible smartphone, provides you with information about your e-Golf such as remote battery charging management, remote pre-trip interior climatisation, vehicle status and vehicle trip statistics. **For more information about the e-Golf, contact your Volkswagen Retailer or go to [www.volkswagen.co.uk/new/e-golf-vii/which-model/brochures](http://www.volkswagen.co.uk/new/e-golf-vii/which-model/brochures)**

**01** The CCS (Combined Charging System) provides a charging cable with two different plugs: one to charge up from a domestic mains socket, and one for a charging station or wall box.

**02** The Discover Navigation Pro touch-screen navigation/DVD radio system with integrated voice activation, Car-Net 'Guide and Inform Plus' access<sup>2</sup> and Car-Net 'App-Connect' represents the latest generation of infotainment systems and is as intuitive and simple to use as a smartphone or tablet. As well as responding to spoken voice commands, it features a large 8 inch colour touch-screen for navigation, DVD, CD and radio functions; DAB digital radio, 64 GB SSD hard drive, preloaded European navigation data, 3D map view, three calculated route choices (Fast, Short and Eco), dynamic navigation based on TMC+, branded points of interest, Speed Limit Display<sup>3</sup>, photo display from JPEG and PNG files and two SD card readers. 3-years Car-Net 'Guide and Inform Plus' provides online access to a range of useful information such as traffic, fuel pricing, parking space availability, weather, news feeds and Google Earth. The Car-Net 'App-Connect' combines the functionality of Apple 'CarPlay', Google 'Android Auto' and 'MirrorLink'™ allowing 'mirroring' of a smartphone display on the infotainment touch-screen via USB connection. It cleverly allows display and operation of certified apps including audio and voice control, if supported by the app.

**03** The e-Golf interior not only looks good, but also feels good, thanks to the leather trimmed multifunction steering wheel, gear knob and gear lever gaiter, all finished with contrast blue stitching, improving grip and enhancing the high quality aesthetics. Contemporary and stylish 'Iridium Matrix' trim also add to the ambience of the e-Golf's interior. Interior shown is e-Golf with optional Pure White paint.

**04** Thanks to the new LED daytime running lights integrated in the newly designed front bumper, you can see and be seen in the e-Golf. The distinctive 'C-shaped' lights not only make a real contribution towards safety, but also give the e-Golf its signature look.




Model shown is e-Golf with optional Pure White paint.



To find out more about the benefits of owning an ultra low emission vehicle, including the Government's grants for vehicles and chargepoints, visit [www.GoUltraLow.com](http://www.GoUltraLow.com)

1. Limited. Range varies depending on driving style, driving conditions, vehicle load, driving equipment, outside temperature, number of people in car/maximum load, driving speed, etc. For more information, please see [www.volkswagen.co.uk](http://www.volkswagen.co.uk) for more information. The use of Guide and Inform Plus services requires a 3-year subscription to Car-Net e-remote. A 3-year subscription to Car-Net e-remote is required to use Guide and Inform Plus services. 2. Car-Net e-remote is a mobile services app for your compatible smartphone. It provides you with information about your e-Golf such as remote battery charging management, remote pre-trip interior climatisation, vehicle status and vehicle trip statistics. 3. Speed Limit Display is a navigation feature that displays the current speed limit. It is subject to temporary speed limit restrictions, or where permanent changes to speed limits are made in-between map updates.

# Think Blue.



Think Blue.

**Start/Stop technology**  
saves fuel and therefore reduces emissions by automatically switching off the engine when the car isn't in motion.

**Brake energy recuperation system**  
saves fuel by making use of energy that's usually lost when you brake.

**Turbocharged engines**  
deliver more power when you need it and use less fuel when you don't.

**Low rolling resistance tyres**  
save you fuel by reducing the friction between the tyre and the road, meaning it takes less energy – and less fuel – to go further.

**Purpose-built BlueMotion cars**  
include the full range of BlueMotion Technologies as well as an aerodynamically optimised design to reduce wind resistance and increase efficiency.

**Electric vehicles**  
comprise both hybrid and fully electric vehicles, offering all the features of their regular counterparts combined with improved driving efficiency and low operating costs.

\*BlueMotion Technologies are available on all Volkswagens and vary between models.


80% OF **PEOPLE** PREDOMINANTLY BREATHE THROUGH JUST ONE NOSTRIL IN ORDER TO SAVE ENERGY.

STATE-OF-THE-ART ROLE MODEL: THE ACT (ACTIVE CYLINDER TECHNOLOGY) CAN TEMPORARILY DEACTIVATE TWO CYLINDERS, SO THAT ONLY THE ENERGY TRULY NEEDED IS CONSUMED.

The ACT (Active Cylinder Technology) is another technological advancement in the Golf. When driving with an engine speed of between 1,000 and 4,000rpm and at speeds of up to approximately 80mph, where the law permits, two of the four cylinders can be completely, and imperceptibly deactivated, regardless of the gear you are in. This optimises the engine's efficiency and can ultimately help to reduce fuel consumption and CO<sub>2</sub> emissions by up to 9g/km, depending on the driving situation. ACT (Active Cylinder Technology) is only available with the 1.4 litre TSI ACT 150 PS engine.



01



A HUMAN **HEART** WEIGHS APPROXIMATELY 0.5% OF THE AVERAGE BODY WEIGHT. BY AGE 80 IT WILL HAVE BEATEN AROUND 3 BILLION TIMES.

LIGHTER, MORE COMPACT, MORE EFFICIENT: THE NEXT GENERATION OF TDI DIESEL AND TSI PETROL ENGINES.

The engines in the Golf provide the driving force behind 'Think Blue'. Thanks to their sophisticated, lightweight construction and BlueMotion Technology, each of these highly efficient, economical, low emission engines sets a benchmark in sustainable motoring.

**01 TDI diesel engines:** turbocharging, combined with common rail direct injection technology, ensures diesel engines are economical, powerful and surprisingly smooth. Choose from three diesel variants including the latest and most economical Golf BlueMotion to date, the 1.6 litre 110 PS, returning 83.1mpg<sup>1</sup> on the Combined fuel cycle with 89g/km<sup>1</sup> CO<sub>2</sub> emissions and VED band A. Power and economy are encompassed in the 2.0 litre 150 PS, returning 68.9mpg<sup>1</sup> on the Combined fuel cycle with 106g/km<sup>1</sup> CO<sub>2</sub> emissions. Finally, for dynamic performance and style, choose the 184 PS engine unique to the Golf GTD with a Combined fuel cycle of 67.3mpg<sup>1</sup> and 109g/km<sup>1</sup> CO<sub>2</sub> emissions.



**02 TSI petrol engines:** a combination of downsizing, turbocharging and direct injection technology delivers maximum torque at low engine speeds, helping to reduce fuel consumption and noise levels, while ensuring consistent power. Choose from a 1.0 litre, 1.2 litre or two 1.4 litre TSI variants. The 1.2 litre unit: the 85 PS returns 57.6mpg<sup>1</sup> on the Combined fuel cycle with 113g/km<sup>1</sup> CO<sub>2</sub> emissions. Although only a 1.0 litre unit, the second TSI produces a healthy 115 PS with an impressively low CO<sub>2</sub> emissions of just 99g/km<sup>1</sup>. The 1.4 litre units: the 1.4 litre 125 PS returning 54.3mpg<sup>1</sup> on the Combined fuel cycle with 120g/km<sup>1</sup> CO<sub>2</sub> emissions; or the 1.4 litre ACT 150 PS returning 58.9mpg<sup>1</sup> on the Combined fuel cycle with 112g/km<sup>1</sup> CO<sub>2</sub> emissions and VED band C. Enter the Golf GTI with two power levels; the standard 220 PS and optional uprated 230 PS engine, both with impressive torque of 350 Nm reaching 0-62mph in 6.5 and 6.4 seconds respectively. Finally, there is the 2.0 litre TSI 300 PS engine, powering the Golf R. A perfect blend of TSI technology, direct injection, downsizing and sophisticated turbocharging combine to produce the most powerful TSI engine ever to power the Golf R, with a torque figure of 380 Nm. Top speed is restricted to 155mph, where the law permits, and an exhilarating acceleration to 62mph in just 5.1 seconds.



<sup>1</sup> Fuel consumption and CO<sub>2</sub> figures are obtained under standardised EU test conditions (Directive 93/116/EEC). This allows a direct comparison between different manufacturer models but may not represent the actual fuel consumption achieved in 'real world' driving conditions. Please see pages 64-67 for full details. More information is available on the Volkswagen website at [www.volkswagen.co.uk](http://www.volkswagen.co.uk) and at [www.dft.gov.uk/vca](http://www.dft.gov.uk/vca).



### PRECRASH PREVENTIVE OCCUPANT PROTECTION

This is a proactive passenger safety system that identifies a critical driving situation and automatically closes the electric windows and optional panoramic sunroof, as well as tensioning the front seat belts as a precautionary measure. Standard on Match, Match BlueMotion, GT, R-Line, GTD, GTI and R models. Optional on S and BlueMotion.

### AUTOMATIC POST-COLLISION BRAKING SYSTEM

Supported by the airbag sensors, the Automatic Post-Collision Braking System automatically initiates braking after the vehicle suffers a collision, and brakes for as long as necessary to reduce the speed of the vehicle to 6mph in order to prevent or minimise the severity of subsequent collisions. Standard on all models.

### SPEED LIMIT DISPLAY

Speed Limit Display\* uses preloaded data stored within the Golf's navigation system to advise you of speed restrictions on the road ahead. If traffic signs for the route you are currently travelling along are included in the data, they will be displayed in the map view. Standard on GT, R-Line, GTD and GTI models. Optional on all other models. Speed Limit Display is included in all navigation systems.

\* Speed Limit Display only reflects national speed limits and does not show temporary speed limit restrictions, or where permanent changes to speed limits are made in-between map updates.

### LANE ASSIST WITH SIDE SCAN

Lane Assist is a camera controlled warning system that warns the driver via an audible warning and steering wheel vibration if the vehicle is about to leave its chosen lane unintentionally. This option also includes High Beam Assist which ingeniously senses the lights from oncoming vehicles and automatically switches between dipped and main beam accordingly. It also senses vehicles you are approaching from the rear and ensures your main beam is dipped in order to avoid dazzling the vehicle in front. Side scan makes motorway driving safer by helping to prevent accidents when you want to change lanes. The radar system monitors the areas to the left and right of the car and up to 50 metres behind it, and should it detect a potentially hazardous situation, it warns you by means of flashing warning lights in the door mirror housing. Optional on GT and R-Line models.

### ADAPTIVE CRUISE CONTROL (ACC)

Adaptive Cruise Control (ACC), including Front Assist radar sensor controlled distance monitoring system, City emergency braking system, cruise control and speed limiter offers you intelligent control of your driving speed by automatically adjusting acceleration and braking. Whether around town or on the motorway, the system will adjust your speed to that of the vehicle in front, keep your specified distance, warn if you are approaching too fast and, in an emergency situation, generate enough braking force to reduce the severity of a collision or even prevent the collision entirely. Standard on Match, GT, R-Line, GTD, GTI and R models.

### LANE ASSIST WITH SIDE SCAN AND DYNAMIC LIGHT ASSIST

The Lane Assist with Side scan option can also be specified with Dynamic Light Assist. As well as performing all the functions of the Lane Assist with Side scan option, Dynamic Light Assist optimises illumination of the road for even greater safety. The camera controlled system evaluates light from other road users and street lights and, by means of partial masking of light, allows main beam to be partially dipped but continuously left on without dazzling oncoming traffic. Optional on GTD, GTI and R, and optional on Match, Match BlueMotion, GT and R-Line in conjunction with gas discharge (Bi-xenon) dipped and main beam headlights with LED daytime running lights.

### CAR-NET 'APP-CONNECT'

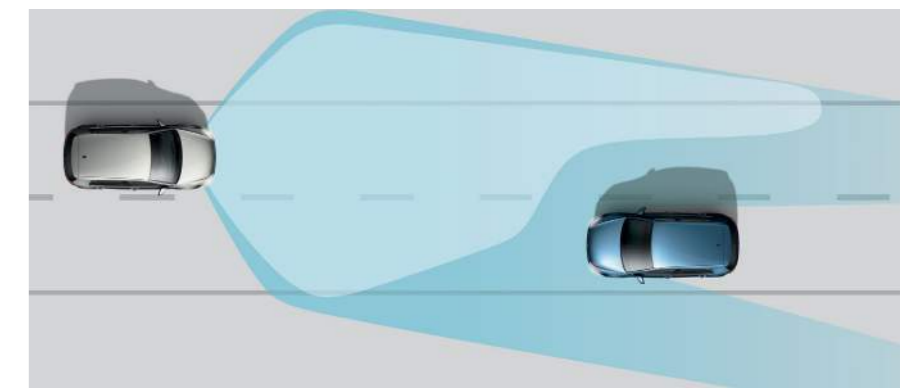
Car-Net 'App-Connect' combines the functionality of Apple 'CarPlay', Google 'Android Auto' and 'MirrorLink'™ allowing 'mirroring' of smartphone display on the infotainment touch-screen via USB connection. Only available with compatible smartphones including iPhone 5 and 6. Volkswagen apps such as 'Think Blue, Trainer', 'Shared Audio', 'Drive & Track' or 'My Guide' can help to make your journey more pleasant and interesting, providing useful tips about handling your car, parking opportunities and even where to find the closest café. Volkswagen Apps are only available with compatible smartphones. Please consult [www.volkswagen.co.uk](http://www.volkswagen.co.uk) to check smartphone compatibility. Optional on all models. Car-Net 'App-Connect' is included with the optional Discover Navigation Pro touch-screen navigation/DVD radio system.

Model shown is Golf GT with optional 18" 'Serron' alloy wheels, panoramic sunroof and metallic paint.



THE HUMAN EYE TAKES ABOUT  
35 MINUTES TO ADJUST  
FULLY TO THE **DARK.**

THE GOLF'S INNOVATIVE LIGHTING SYSTEMS  
ADJUST TO THE AMBIENT CONDITIONS AND THE ROAD  
SITUATION WITHIN A FRACTION OF A SECOND, ENSURING  
OPTIMUM ROAD ILLUMINATION.



One of the technologies available on the Golf is the optional **High Beam Assist** that ingeniously senses the lights from oncoming vehicles and automatically switches between dipped and main beam accordingly. It also senses vehicles you are approaching from the rear and ensures your main beam is dipped in order to avoid dazzling the vehicle in front. Optional on Match, Match BlueMotion, GT, R-Line, GTD, GTI and R models. Along with **Bi-xenon headlights including LED daytime running lights**, a defining characteristic of the Golf, optimum visibility ensures you can stay focused on the road ahead. Standard on GTD, GTI and R, and optional on GT and R-Line, models. R models get double 'U-shaped' LED daytime running lights as standard.

As a further option on Match, Match BlueMotion, GT and R-Line models, you can specify Bi-xenon headlights without LED daytime running lights should you wish.

**01** The rear-view camera, integrated behind the Volkswagen badge on the rear tailgate, displays the area behind your vehicle on the screen of the vehicle's audio system, helping you to manoeuvre into tight spaces quickly and easily. Auxiliary lines help you navigate safely into parking spaces, and thanks to the high resolution display, even small obstacles such as kerbs are clearly visible. Optional on all models. Image shown features optional Discover Navigation Pro touch-screen navigation/DVD radio system. Optional on Match, Match BlueMotion, GT, R-Line, GTD, GTI and R models.

**02** Front and rear parking sensors assist parking manoeuvres by emitting both audible and visual signals, alerting the driver to any obstacles in the way. The closer you are to an obstacle the faster the sound frequency, while an optical parking display indicates your position in relation to obstacles on the screen of the vehicle's audio system. Standard on Match, Match BlueMotion, GT, R-Line, GTD, GTI and R models. Optional on S and BlueMotion models. Image shown features optional Discover Navigation Pro touch-screen navigation/DVD radio system. Optional on Match, Match BlueMotion, GT, R-Line, GTD, GTI and R models.

**03** Cruise control with speed limiter, can be set at speeds of over 19mph to maintain a constant speed. Once set to your desired speed, you can focus on the road ahead, creating a more relaxed drive. Standard on Match, Match BlueMotion, GT, R-Line, GTD, GTI and R models. Optional on S and BlueMotion models.

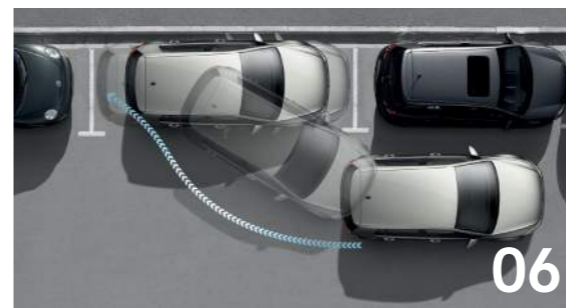
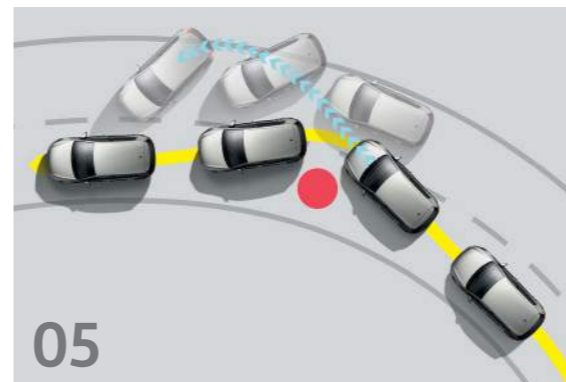
**04** Front fog lights\* include a static cornering function, which illuminates when indicating or turning at low speeds. It adds a great look to the front of the car and provides additional safety in poor driving conditions. Standard on Match, Match BlueMotion, GT and R-Line, models. Optional on S and BlueMotion models.

**05** The Electronic Stability Control (ESC) utilises sensors to detect critical situations at an early stage, reacting within milliseconds by controlling the speed of individual wheels, helping to bring the vehicle under control. Standard on all models.

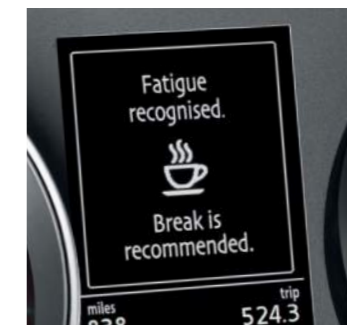
**06** The Park Assist system not only makes parallel parking easier, but also helps you reverse park into a space at 90 degrees to the kerb. Using ultrasonic parking sensors, Park Assist will detect a parking space large enough for either bay or parallel parking. Once the vehicle is in reverse, all the driver has to do is operate the accelerator and brake, and keep a lookout, while the Golf steers itself into its chosen space. Optional on Match, Match BlueMotion, GT, R-Line, GTD and GTI models. Optional Park Assist which also includes front and rear parking sensors, is available on S and BlueMotion models.

**07** The comprehensive airbag system includes curtain airbags for front and rear passengers, front seat side impact airbags, driver's and front passenger's airbags with passenger's airbag deactivation switch and a driver's knee airbag. Standard on all models. Side airbags and seat belt tensioners for rear passengers are available as an option on all 5-door models.

\* Front fog lights incorporating LED technology, but without static cornering function, are standard on GTD and GTI models.



A PERSON CAN FOCUS ON  
SOMETHING FOR AROUND 20 MINUTES  
BEFORE LOSING  
CONCENTRATION.



A tightly held steering wheel and erratic steering movements are the first signs of driver fatigue. If several of these signs appear one after the other, the Driver Alert system recommends taking a break via visual and acoustic signals, helping to keep you safe on long journeys. Standard on Match, Match BlueMotion, GT, R-Line, GTD, GTI and R models. Optional on S and BlueMotion models. Image shown features optional Discover Navigation Pro touch-screen navigation/DVD radio system. Optional on Match, Match BlueMotion, GT, R-Line, GTD, GTI and R models.



ON AVERAGE, DRIVERS GET DISTRACTED  
10 TIMES PER HOUR  
IN **TRAFFIC.**

WHETHER IT'S A BRIEF MOMENT OF INATTENTION OR ON A LONG JOURNEY WITH POOR VISIBILITY, IT'S EASY TO GET DISTRACTED WHILE DRIVING. TO HELP KEEP YOU SAFE AND PROVIDE SUPPORT IN CRITICAL SITUATIONS, A NUMBER OF DRIVER ASSISTANCE SYSTEMS CONTINUALLY ANALYSE YOUR JOURNEY AND INTERVENE WHERE NECESSARY.



Model shown is Golf GT with optional Bi-xenon headlights and metallic paint.



**01 The Composition Media system** is equipped with a 6.5 inch colour touch-screen that displays the DAB digital radio information, Think Blue. Trainer. – driver tips and journey analysis, car information display, title and cover art display and, for compatible Android smartphones, the SMS functionality which allows you to read, compose and send SMS messages using the touch-screen display. Bluetooth telephone and audio connection now allows simultaneous pairing of two compatible mobile devices<sup>1</sup>, while the MDI (Multi Device Interface) via USB connection for compatible products, SD card reader and single CD player allows music playback from MP3, WMA and AAC files through 8 speakers with 4 x 20 watt output. Standard on S, BlueMotion, Match, Match BlueMotion and R models.

**02 The Discover Navigation touch-screen navigation/radio system** builds upon the impressive Composition Media system, but with additional features enabling you to easily manage not only your music, but also navigation data, and a broad range of vehicle information. The system offers preloaded European navigation data, branded points of interest, dynamic navigation based on TMC+, three route options (Fast, Short, Eco), Speed Limit Display<sup>2</sup>, 2D/3D map view and 3-years Car-Net 'Guide and Inform' access<sup>3</sup> providing online access to a range of useful information such as traffic, fuel pricing, parking space availability, weather and news feeds. It is also equipped with a proximity sensor that recognises in advance your intention to touch the screen and automatically adjusts the display mode. Standard on GT, R-Line, GTD and GTI models. Optional on S, BlueMotion, Match, Match BlueMotion and R models.

<sup>1</sup> Devices must be Bluetooth HFP (Hands Free Profile) compatible, please contact your authorised Volkswagen retailer for specific phone compatibility.

<sup>2</sup> Speed Limit Display only reflects national speed limits and does not show temporary speed limit restrictions, or where permanent changes to speed limits are made in-between map updates.

<sup>3</sup> Car-Net 'Guide and Inform' and 'Guide and Inform Plus' services are accessed via a compatible mobile device. Please see [www.volkswagen.co.uk](http://www.volkswagen.co.uk) for more information.

The use of 'Guide and Inform' services entails exchanging large volumes of data. As such, we strongly recommend that you sign-up for a flat rate data plan with your mobile network provider. After the initial 3-year Car-Net contract, an annual subscription is chargeable for the continuation of Car-Net 'Guide and Inform' services.

<sup>4</sup> Only available with compatible smartphones including iPhone 5 and 6. Please see [www.volkswagen.co.uk](http://www.volkswagen.co.uk) to check smartphone compatibility.



**03** Leading the way to the future: The Discover Navigation Pro touch-screen navigation/DVD radio system with integrated voice activation, Car-Net 'Guide and Inform Plus'<sup>3</sup> and Car-Net 'App-Connect'<sup>4</sup> represents the latest generation of infotainment systems and is as intuitive and simple to use as a smartphone or tablet. As well as responding to spoken voice commands, it features a large 8 inch colour touch-screen for navigation, DVD, CD and radio functions; DAB digital radio, 64 GB SSD hard drive, preloaded European navigation data, 3D map view, three calculated route choices (Fast, Short and Eco), dynamic navigation based on TMC+, branded points of interest, Speed Limit Display<sup>2</sup>, photo display from JPEG and PNG files and two SD card readers. 3-years Car-Net 'Guide and Inform Plus' provides online access to a range of useful information such as traffic, fuel pricing, parking space availability, weather, news feeds and Google Earth. The Car-Net 'App-Connect'<sup>4</sup> combines the functionality of Apple 'CarPlay', Google 'Android Auto' and 'MirrorLink'<sup>™</sup> allowing 'mirroring' of a smartphone display on the infotainment touch-screen via USB connection. It cleverly allows display and operation of certified apps including audio and voice control, if supported by the app. Optional on Match, Match BlueMotion, GT, R-Line, GTD, GTI and R models. Interior shown is GT featuring optional climate control – 2Zone electronic air conditioning.

**04** Car-Net 'App-Connect'<sup>4</sup> allows you to integrate a smartphone with your car by allowing 'mirroring' of the display on the infotainment touch-screen via USB connection. It uses the combined functionality of Apple 'CarPlay', Google 'Android Auto' and 'MirrorLink'<sup>™</sup> to replicate the smartphone display, allowing operation of certified apps including audio and voice control (if supported by the app). Please note, there is usage of only certified apps while driving. Optional on all models. Car-Net 'App-Connect' is standard on Discover Navigation Pro touch-screen navigation/DVD radio system.



**01** The manual air conditioning system ensures a pleasant cabin temperature throughout, with the set temperature reached quickly and efficiently and automatically regulated. Standard on S, BlueMotion, Match, Match BlueMotion, GT and R-Line models.

**02** Climate control – **2Zone electronic air conditioning** with automatic air recirculation features dual zone temperature control for the driver and front passenger, allowing each to select their individual preferred temperature. A sensor monitors the outside air quality and if necessary automatically activates the air recirculation function. The air conditioning also cools the glovebox. Standard on GTD, GTI and R models. Optional on Match, Match BlueMotion, GT and R-Line models.

**03** The headlight cleaning system is part of the **Winter pack**, which also includes heated front seats, heated windscreen washer jets and a low washer fluid warning light. Standard on GTD and GTI models. Optional on S, BlueMotion, Match, Match BlueMotion, GT and R-Line models. A **Winter pack** which includes heated front seats and heated windscreen washer jets is optional on R models.

**04** Heat insulating rear tinted glass from the B pillar backwards absorbs 65% of light, helping to reduce exposure to the sun's rays whilst giving your Golf a sporty look. Standard on GT, R-Line, GTD, GTI and R models. Optional on S, BlueMotion, Match and Match BlueMotion models. **Heat insulating rear tinted glass 90%** light absorbing from B pillar backwards is also available as an option on GTD, GTI and R models. Model shown is Match with optional 17 inch 'Madrid' alloy wheels, heat insulating rear tinted glass and metallic paint.



04

**01 Dynamic Chassis Control (DCC)** offers you a choice of three settings: Sport, Comfort or Normal. At the touch of a button, depending on your choice, the system adjusts the damping, enabling you to adapt your Golf to suit the road and your driving style. Optional on Match, GT, (not 110 PS and 125 PS), R-Line, GTD, GTI and R models.



**02 Ambient lighting** creates a pleasant interior atmosphere and enhances the sense of spaciousness. Lights in the front door armrests, light strips below the trim in front doors and reflectors in the front and rear doors form the luxurious feel. For added effect GTI models feature red ambient lighting, while the sporty theme of the Golf R's interior is enhanced with blue ambient lighting. Standard on GT, R-Line, GTD, GTI and R models.

**03 The Convenience pack** includes an automatic dimming interior rear-view mirror, automatic headlights on with coming/leaving home lighting function and rain sensor. Optional on S and BlueMotion models. Standard on Match, Match BlueMotion, GT, R-Line, GTD, GTI and R models.

**04 The leather trimmed three-spoke multifunction steering wheel** enables you to change gear via the paddle shift (DSG only) and control such functions as Adaptive Cruise Control (ACC), radio, phone and the multifunction display without taking your hands off the steering wheel. Optional on S and BlueMotion models. Standard on Match, Match BlueMotion, GT, R-Line, GTD, GTI and R models. Paddle shift is standard on GT, R-Line, GTD, GTI and R models. Optional on Match and Match BlueMotion models. Also available as an option is the **leather trimmed three-spoke heated multifunction steering wheel**, offering all the features of the multifunction steering wheel, whilst warming your hands on cold days. Optional on Match, Match BlueMotion and GT models.

**05 The Mirror pack** includes remote electrically foldable door mirrors, door mirror puddle lights and reverse activated kerb-view adjustment on the passenger's door mirror. Optional on S and BlueMotion models. Standard on Match, Match BlueMotion, GT, R-Line, GTD, GTI and R models.

**06 Two remote folding keys** for the central locking enable you to open the doors at the touch of a button. Standard on all models.



Interior shown is Golf GT DSG with optional Discover Navigation Pro touch-screen navigation/DVD radio system, climate control – 2Zone electronic air conditioning, 'Vienna' leather upholstery and metallic paint.





**01** 6J x 15" steel wheels with 195/65 R15 tyres and wheel trims. Standard on S models.

**02** 'Lyon' 6J x 15" alloy wheels with 195/65 R15 tyres and anti-theft wheel bolts. Standard on BlueMotion and optional on S models.

**03** 'Dover' 6 1/2 J x 16" alloy wheels with 205/55 R16 tyres and anti-theft wheel bolts. Standard on Match and Match BlueMotion models.

**04** 'Dijon' 7J x 17" alloy wheels with 225/45 R17 tyres and anti-theft wheel bolts. Standard on GT models.



**05** 'Singapore' 7J x 17" alloy wheels with 225/45 R17 tyres and anti-theft wheel bolts. Standard on R-Line and optional on Match and GT models. Match models also include lowered sports suspension.

**06** 'Serron' 7 1/2 J x 18" alloy wheels with 225/40 R18 tyres and anti-theft wheel bolts. Standard on GTE and GTE Nav models. Optional on GT and R-Line models.

**07** 'Nogaro' 7 1/2 J x 18" alloy wheels with 225/40 R18 tyres and anti-theft wheel bolts. Standard on GTD models.

**08** 'Austin' 7 1/2 J x 18" alloy wheels with 225/40 R18 tyres and anti-theft wheel bolts. Standard on GTI models.

**09** 'Cadiz' 7 1/2 J x 18" alloy wheels with 225/40 R18 tyres and anti-theft wheel bolts. Standard on R models.



**10** 'Perth' 6 1/2 J x 16" alloy wheels with 205/55 R16 tyres and anti-theft wheel bolts. Optional on S, BlueMotion, Match and Match BlueMotion models.

**11** 'Geneva' 7J x 17" alloy wheels with 225/45 R17 tyres and anti-theft wheel bolts. Optional on GT models.

**12** 'Madrid' 7J x 17" alloy wheels with 225/45 R17 tyres, anti-theft wheel bolts and lowered sports suspension. Optional on Match models.

**13** 'Salvador' 7J x 17" alloy wheels with 225/45 R17 tyres and anti-theft wheel bolts. Optional on R-Line models.

**14** 'Durban' 7 1/2 J x 18" alloy wheels with 225/40 R18 tyres and anti-theft wheel bolts. Optional on GT and R-Line models.

**15** 'Santiago' 7 1/2 J x 19" alloy wheels with 225/35 R19 tyres and anti-theft wheel bolts. Optional on GTD and GTI models. Not available in conjunction with optional panoramic sunroof.

**16** 'Pretoria' 8J x 19" alloy wheels with 235/35 R19 tyres and anti-theft wheel bolts. Optional on R models.



Please note, the addition of larger optional wheels may result in a higher CO<sub>2</sub> emission figure and change in VED band, and subsequently an increase in the Manufacturer's Recommended 'On the road' Retail price. Please see page 72 for full details.

# PAINT.



**01**  
 G  GT  RL  GTD  GTI  R



**02**  
 G  GT  RL



**03**  
 G  GT  GTD  GTI



**04**  
 G  GT  RL  GTD  GTI  R



**05**  
 GTD  GTI



**06**  
 G  GT




**07**  
 G  GT  RL  GTD  GTI  R



**08**  
 G  GT



**09**  
 G  GT  GTD  GTI



**10**  
 R



**11**  
 G  GT  RL  GTD  GTI  R



**12**  
 G  GT  RL  GTD  GTI  R



**13**  
 G  GT  RL  GTD  GTI  R



**14**  
 GT  RL  GTD  GTI  R

**01 Pure White**  
 Non-Metallic 0Q

**02 Urano Grey**  
 Non-Metallic 5K

**03 Black**  
 Non-Metallic A1

**04 Tornado Red**  
 Non-Metallic G2

**05 Carbon Grey**  
 Metallic 1K

**06 Carmen Red**  
 Metallic 6K

**07 Reflex Silver**  
 Metallic 8E

**08 Pacific Blue**  
 Metallic D5

**09 Tungsten Silver**  
 Metallic K5

**10 Lapiz Blue**  
 Metallic Signature L9

**11 Limestone Grey**  
 Metallic Z1

**12 Night Blue**  
 Metallic Z2


**13 Deep Black**  
 Pearl Effect 2T

**14 Oryx White**  
 Premium Signature 0R

Standard  Optional

S, BlueMotion, Match, Match BlueMotion | G  
 GT | GT R-Line | RL  
 GTD | GTD GTI | GTI R | R

Please note: The print processes do not allow exact reproduction of the paint colours.



## UPHOLSTERY.

Standard on S and BlueMotion models

**01** 'Salt' cloth. **Titan Black, TW**

Standard on Match and Match BlueMotion models

**02** 'Zoom/Micro' cloth. **Titan Black, TW**

**03** 'Zoom/Micro' cloth. **Shetland, XW**

Standard on GT models

**04** Alcantara seat centre section with 'Global' cloth side bolsters. **Titan Black/Quartz, TW**

**05** Alcantara seat centre section with 'Global' cloth side bolsters. **Shetland/Shetland, XW**

**06** Alcantara seat centre section with 'Global' cloth side bolsters. **Quartz/Quartz, JW**

Standard on R-Line models

**07** 'Race' cloth seat centre sections with 'San Remo' microfibre side bolsters. **Titan Black TW**

Standard on GTD models

**08** 'Jacara Grey' cloth. **Titan Black, TW**

Standard on GTI models

**09** 'Jacara Red' cloth. **Black/Red, TW**

Standard on R models

**10** 'Race' cloth seat centre section with grey Alcantara side bolsters. **Titan Black TW**

Optional leather upholstery on Match, Match BlueMotion and GT models

**11** 'Vienna' leather\*. **Black, TW**

**12** 'Vienna' leather\*. **Shetland, XW**

**13** 'Vienna' leather\*. **Marrakesh, YW**

Optional leather upholstery on R-Line, GTD, GTI and R models

**14** 'Vienna' leather\*. **Black, TW**

Optional leather upholstery on R models

**15** 'Carbon/Nappa' leather\*. **Anthracite, TW**

**16** 'Carbon/Nappa' leather\*. **Grey, IB**

\* Optional at extra cost. Some parts of leather interior will contain artificial leather. Please note: The print processes do not allow exact reproduction of the upholstery colours.

## COMBINATIONS.

	Carpet	Dashboard	Pure White OQ Non-Metallic*1	Urano Grey 5K Non-Metallic	Black A1 Non-Metallic*2	Tornado Red G2 Non-Metallic*1	Carbon Grey 1K Metallic*	Carmen Red 6K Metallic*	Reflex Silver 8E Metallic*	Pacific Blue D5 Metallic*	Tungsten Silver K5 Metallic*	Lapiz Blue L9 Metallic Signature*	Limestone Grey Z1 Metallic*	Night Blue Z2 Metallic*	Deep Black 2T Pearl Effect*	Oryx White OR Premium Signature*
<b>'Salt' cloth Standard on S</b>																
Titan Black (TW)	Black	Titan Black/Titan Black	●	●	●	●	-	●	●	●	●	-	●	●	●	-
<b>'Salt' cloth Standard on BlueMotion models</b>																
Titan Black (TW)	Black	Titan Black/Titan Black	●	●	●	●	-	●	●	●	●	-	●	●	●	-
<b>'Zoom/Micro' cloth Standard on Match and Match BlueMotion models</b>																
Titan Black (TW)	Black	Titan Black/Titan Black	●	●	●	●	-	●	●	●	●	-	●	●	●	-
Shetland (XW)	Black	Titan Black/Shetland	●	●	●	●	-	●	●	●	●	-	●	●	●	-
<b>Alcantara seat centre section with 'Global' cloth side bolsters Standard on GT models</b>																
Titan Black/Quartz (TW)	Black	Titan Black/Titan Black	●	●	●	●	-	●	●	●	●	-	●	●	●	●
Shetland/Shetland (XW)	Black	Titan Black/Shetland	●	●	●	●	-	●	●	●	●	-	●	●	●	●
Quartz/Quartz (JW)	Black	Titan Black/Quartz	●	●	●	●	-	●	●	●	●	-	●	●	●	●
<b>'Race' cloth seat centre sections with 'San Remo' microfibre side bolsters Standard on R-Line models</b>																
Titan Black (TW)	Black	Titan Black/Titan Black	●	●	-	●	-	-	●	-	-	-	●	●	●	●
<b>'Jacara Grey' cloth Standard on GTD models</b>																
Titan Black (TW)	Black	Titan Black/Titan Black	●	-	●	●	●	-	●	-	●	-	●	●	●	●
<b>'Jacara Red' cloth Standard on GTI models</b>																
Black/Red (TW)	Black	Titan Black/Titan Black	●	-	●	●	●	-	●	-	●	-	●	●	●	●
<b>'Race' cloth seat centre section with grey Alcantara side bolsters Standard on R models</b>																
Titan Black (TW)	Black	Titan Black/Titan Black	●	-	-	●	-	-	●	-	-	●	●	●	●	●
<b>'Vienna' leather*† Optional on Match and Match BlueMotion models</b>																
Black (TW)	Black	Titan Black/Titan Black	○	○	○	○	-	○	○	○	○	-	○	○	○	-
Shetland (XW)	Black	Titan Black/Shetland	○	○	○	○	-	○	○	○	○	-	○	○	○	-
Marrakesh (YW)	Black	Titan Black/Titan Black	○	○	○	-	-	-	○	-	○	-	○	○	○	-
<b>'Vienna' leather*† Optional on GT models</b>																
Black (TW)	Black	Titan Black/Titan Black	○	○	○	○	-	○	○	○	○	-	○	○	○	○
Shetland (XW)	Black	Titan Black/Shetland	○	○	○	○	-	○	○	○	○	-	○	○	○	○
Marrakesh (YW)	Black	Titan Black/Titan Black	○	○	○	-	-	-	○	-	○	-	○	○	○	○
<b>'Vienna' leather*† Optional on R-Line models</b>																
Black (TW)	Black	Titan Black/Titan Black	○	○	-	○	-	-	○	-	-	-	○	○	○	○
<b>'Vienna' leather*† Optional on GTD, GTI models</b>																
Black (TW)	Black	Titan Black/Titan Black	○	-	○	○	○	-	○	-	○	-	○	○	○	○
<b>'Vienna' leather*† Optional on R models</b>																
Black (TW)	Black	Titan Black/Titan Black	○	-	-	○	-	-	○	-	-	○	○	○	○	○
<b>'Carbon/Nappa' leather*† Optional on R models</b>																
Anthracite (TW)	Black	Titan Black/Titan Black	○	-	-	○	-	-	○	-	-	○	○	○	○	○
Grey (IB)	Black	Titan Black/Titan Black	○	-	-	○	-	-	○	-	-	○	○	○	○	○

\* Pure White and Tornado Red non-metallic, metallic, metallic signature, pearl effect, premium signature paints and leather upholstery are optional at extra cost. † Some parts of leather interior will contain artificial leather. ● Standard. ○ Optional at extra cost. - Not available.

1 Pure White and Tornado Red non-metallic paints are non-chargeable on R models. 2 Black non-metallic paint is non-chargeable on GTD and GTI models.

# There's a Volkswagen for all of us.

Nippy city run around? Luxurious executive saloon? Open-top cruiser? Whatever it is you're looking for, we probably have it. From the iconic Beetle and Golf GTI to the compact up!, there's a Volkswagen for everyone.

If you're thinking you might like to try a different Volkswagen, there are over 20 models in our range, so there's bound to be at least one that catches your eye.



## Sporty

**Golf:** As exciting to drive as it is to look at. Style, performance and power.

You will also find our sporty gene in the iconic Golf GTD and Golf R.



## Spacious family cars

**New Sharan:** The ultimate in convenience with sliding rear doors, and enough space for the whole family. And their luggage. And the dogs.

If it's space you're after, then you might also like to consider the Tiguan, Golf SV, Golf Estate, Touran and Passat Estate.



## Style

**Beetle:** The original icon. And still the most unique way to make a fashion statement.

For more fun with the top down, why not consider Beetle Cabriolet or the Golf Cabriolet.



## City run around

**up!:** The ideal city car. Efficient, fun and surprisingly spacious, with that trademark Volkswagen solidity.

If you're looking for something slightly more spacious, then why not consider the up!'s bigger sibling, the Polo. City run around efficiency with more versatility and even more space can be found on the iconic Golf.



## Executive

**Volkswagen CC:** Perfectly turned out high-tech, executive luxury. A contemporary, stylish and innovative coupé.

All the luxury you need can also be found in the Jetta, and executive comfort in the Passat and Passat Estate – winner of 'European Car of the Year 2015'.



## 4x4

**Touareg:** The SUV just got smarter. True four by four capability off-road, and smooth, luxurious and powerful when on it. Features four wheel drive technology, '4MOTION', as standard for optimum road grip, stability and control.

Go anywhere, do anything in our four wheel drive alternatives: new Golf Alltrack, Tiguan and Passat and Passat Estate 4MOTION models.

To see these models and configure your ideal Volkswagen, visit: [www.volkswagen.co.uk](http://www.volkswagen.co.uk)



# TECHNICAL SPECIFICATION – PETROL.

	S 1.2 ltr TSI 85 PS	Match BlueMotion 1.0 ltr TSI 115 PS	S, Match 1.4 ltr TSI 125 PS	GT, R-Line 1.4 ltr TSI ACT 150 PS	GTI 2.0 ltr TSI 220 PS	GTI Performance pack* 2.0 ltr TSI 230 PS	R 2.0 ltr TSI 300 PS 4MOTION
<b>Engine</b>							
Engine type	4 cylinder petrol	3 cylinder petrol	4 cylinder petrol	4 cylinder petrol	4 cylinder petrol	4 cylinder petrol	4 cylinder petrol
Cubic capacity, ltrs/cc	1.2/1197	1.0/999	1.4/1395	1.4/1395	2.0/1984	2.0/1984	2.0/1984
Max. output, PS <sup>(01)</sup> /kW	85/63	115/85	125/92	150/110	220/162	230/169	300/221
at rpm	4300-5300	5000-5500	5000-6000	5000-6000	4500-6200	4700-6200	5500-6200
Max. torque, lbs.ft/Nm	118/160	148/200	148/200	184/250	258/350	258/350	280/380
at rpm	1400-3500	2000-3500	1400-4000	1500-3500	1500-4400	1500-4600	1800-5500
Gearbox	5-spd manual	6-spd manual	6-spd manual	6-spd manual	6-spd manual	6-spd manual	6-spd manual
	-	7-spd auto DSG	7-spd auto DSG	7-spd auto DSG	6-spd auto DSG	6-spd auto DSG	6-spd auto DSG

## Weights, kgs

Manual gearbox:							
Unladen weight <sup>(02)</sup>	1205	1211	1225	1270	1351	1382	1476
Gross vehicle weight	1720	1710	1730	1780	1820	1850	1960
Payload <sup>(02)</sup>	590	574	580	585	544	543	559
Axle load limit: Front	910	910	930	940	1000	1020	1050
Rear	860	850	850	890	870	880	960
Automatic DSG gearbox:							
Unladen weight <sup>(02)</sup>	-	1233	1249	1290	1370	1402	1495
Gross vehicle weight	-	1730	1750	1800	1840	1870	1980
Payload <sup>(02)</sup>	-	572	576	585	545	543	560
Axle load limit: Front	-	930	950	960	1020	1040	1070
Rear	-	850	850	890	870	880	960

## Trailer load limits, kgs<sup>(03)</sup>

Braked 12% incline:							
Manual gearbox	1100	1000	1400	1500	1600	1600	-
Automatic DSG gearbox	-	1000	1400	1500	1600	1600	-
Unbraked:							
Manual gearbox	600	600	610	630	670	690	-
Automatic DSG gearbox	-	610	620	640	680	700	-
Towbar load limit	80	80	80	80	80	80	-
Max. roof load	75	75	75	75	75	75	75

\* Optional at extra cost.

	S 1.2 ltr TSI 85 PS	Match BlueMotion 1.0 ltr TSI 115 PS	S, Match 1.4 ltr TSI 125 PS	GT, R-Line 1.4 ltr TSI ACT 150 PS	GTI 2.0 ltr TSI 220 PS	GTI Performance pack* 2.0 ltr TSI 230 PS	R 2.0 ltr TSI 300 PS 4MOTION
<b>Performance</b>							
Top speed, mph (km/h), where the law permits							
Manual gearbox	111 (179)	127 (204)	127 (204)	134 (216)	152 (246)	155 (250)	155 (250)
Automatic DSG gearbox	-	127 (204)	127 (204)	134 (216)	151 (244)	154 (248)	155 (250)
Acceleration, secs 0 – 62mph							
Manual gearbox	11.9	9.7	9.1	8.2	6.5	6.4	5.1
Automatic DSG gearbox	-	9.7	9.1	8.2	6.5	6.4	4.9
ABI insurance group, 1 - 50	7E	14E	16E, 15E	17E, 19E	29E	29E	34E

## Environmental information

Fuel grade, minimum	Unleaded, 95 RON	Unleaded, 95 RON	Unleaded, 95 RON	Unleaded, 95 RON	Unleaded, 95 RON	Unleaded, 95 RON	Unleaded, 98 RON
Fuel tank capacity, galls/ltrs <sup>(05)</sup>	11/50	11/50	11/50	11/50	11/50	11/50	12/55
Official fuel consumption							
manual gearbox,							
mpg/ltr per 100km <sup>(06)</sup>							
Urban	46.3/6.1 <sup>(06)</sup>	53.3/5.3 <sup>(06)</sup>	42.2/6.7 <sup>(06)</sup>	47.9/5.9 [47.1/6.0] <sup>(06)</sup>	37.7/7.5 <sup>(06)</sup>	37.7/7.5 <sup>(06)</sup>	30.1/9.4 <sup>(06)</sup>
Extra-urban	67.3/4.2 <sup>(06)</sup>	76.3/3.7 <sup>(06)</sup>	65.7/4.3 <sup>(06)</sup>	65.7/4.3 [64.2/4.4] <sup>(06)</sup>	55.4/5.1 <sup>(06)</sup>	55.4/5.1 <sup>(06)</sup>	47.9/5.9 <sup>(06)</sup>
Combined	57.6/4.9 <sup>(06)</sup>	65.7/4.3 <sup>(06)</sup>	54.3/5.2 <sup>(06)</sup>	58.9/4.8 [57.6/4.9] <sup>(06)</sup>	47.1/6.0 <sup>(06)</sup>	47.1/6.0 <sup>(06)</sup>	39.8/7.1 <sup>(06)</sup>
Official fuel consumption							
automatic DSG gearbox,							
mpg/ltr per 100km <sup>(06)</sup>							
Urban	-	[53.3/5.3] <sup>(06)</sup>	[46.3/6.1] <sup>(06)</sup>	[47.9/5.9] <sup>(06)</sup>	34.9/8.1 <sup>(06)</sup>	34.4/8.2 <sup>(06)</sup>	32.1/8.8 <sup>(06)</sup>
Extra-urban	-	[74.3/3.8] <sup>(06)</sup>	[65.7/4.3] <sup>(06)</sup>	[65.7/4.3] <sup>(06)</sup>	53.3/5.3 <sup>(06)</sup>	52.3/5.4 <sup>(06)</sup>	47.9/5.9 <sup>(06)</sup>
Combined	-	[65.7/4.3] <sup>(06)</sup>	[56.5/5.0] <sup>(06)</sup>	[58.9/4.8] <sup>(06)</sup>	44.1/6.4 <sup>(06)</sup>	44.1/6.4 <sup>(06)</sup>	40.9/6.9 <sup>(06)</sup>
Official CO <sub>2</sub> emission, g/km							
Manual gearbox <sup>(06)</sup>	113 <sup>(06)</sup>	99 <sup>(06)</sup>	120 <sup>(06)</sup>	112 [115] <sup>(06)</sup>	139 <sup>(06)</sup>	139 <sup>(06)</sup>	165 <sup>(06)</sup>
Automatic DSG gearbox <sup>(06)</sup>	-	[99] <sup>(06)</sup>	[116] <sup>(06)</sup>	[113] <sup>(06)</sup>	145 <sup>(06)</sup>	147 <sup>(06)</sup>	159 <sup>(06)</sup>
Emission class	EURO 6	EURO 6	EURO 6	EURO 6	EURO 6	EURO 6	EURO 6
Noise, dB							
Manual gearbox	70.0	TBA	72.0	73.0	72.0	72.0	75.0
Automatic DSG gearbox	-	TBA	71.0	71.0	74.0	74.0	72.0

[ ] 5-door only.

## TECHNICAL SPECIFICATION – DIESEL.

	<b>S, Match†</b> 1.6 ltr TDI 110 PS	<b>GT</b> 1.6 ltr TDI 110 PS	<b>BlueMotion</b> 1.6 ltr TDI 110 PS	<b>Match</b> 2.0 ltr TDI 150 PS	<b>GT, R-Line</b> 2.0 ltr TDI 150 PS	<b>GTD</b> 2.0 ltr TDI 184 PS
<b>Engine</b>						
Engine type	4 cylinder diesel	4 cylinder diesel	4 cylinder diesel	4 cylinder diesel	4 cylinder diesel	4 cylinder diesel
Cubic capacity, ltrs/cc	1.6/1598	1.6/1598	1.6/1598	2.0/1968	2.0/1968	2.0/1968
Max. output, PS <sup>(01)</sup> /kW	110/81	110/81	110/81	150/110	150/110	184/135
at rpm	3200-4000	3200-4000	3200-4000	3500-4000	3500-4000	3500-4000
Max. torque, lbs.ft/Nm	184/250	184/250	184/250	251/340	251/340	280/380
at rpm	1500-3000	1500-3000	1500-3000	1750-3000	1750-3000	1750-3250
Gearbox	5-spd manual	5-spd manual	6-spd manual	6-spd manual	6-spd manual	6-spd manual
	7-spd auto DSG†	7-spd auto DSG	–	6-spd auto DSG	6-spd auto DSG	6-spd auto DSG

### Weights, kgs

<b>Manual gearbox:</b>						
Unladen weight <sup>(02)</sup>	1299	1299	1265	1354	1354	1377
Gross vehicle weight	1800	1800	1740	1860	1860	1850
Payload <sup>(02)</sup>	576	576	550	581	581	548
Axle load limit: Front	1010	1010	960	1030	1030	1030
Rear	840	840	830	880	880	870
<b>Automatic DSG gearbox:</b>						
Unladen weight <sup>(02)</sup>	1317	1317	–	1375	1375	1395
Gross vehicle weight	1820	1820	–	1880	1880	1880
Payload <sup>(02)</sup>	578	578	–	580	580	560
Axle load limit: Front	1030	1030	–	1050	1050	1060
Rear	840	840	–	880	880	870

### Trailer load limits, kgs<sup>(03)</sup>

<b>Braked 12% incline:</b>						
Manual gearbox	1500	1500	1000	1600	1600	1600
Automatic DSG gearbox	1500	1500	–	1600	1600	1600
<b>Unbraked:</b>						
Manual gearbox	640	640	630	670	670	680
Automatic DSG gearbox	650	650	–	680	680	690
Towbar load limit	80	80	80	80	80	80
Max. roof load	75	75	75	75	75	75

† Seven speed automatic gearbox only available on Match models.

	<b>S, Match†</b> 1.6 ltr TDI 110 PS	<b>GT</b> 1.6 ltr TDI 110 PS	<b>BlueMotion</b> 1.6 ltr TDI 110 PS	<b>Match</b> 2.0 ltr TDI 150 PS	<b>GT, R-Line</b> 2.0 ltr TDI 150 PS	<b>GTD</b> 2.0 ltr TDI 184 PS
<b>Performance</b>						
Top speed, mph (km/h), where the law permits						
Manual gearbox	121 (195)	121 (195)	124 (200)	134 (216)	134 (216)	143 (230)
Automatic DSG gearbox	121 (195)	121 (195)	–	133 (214)	133 (214)	142 (228)
Acceleration, secs 0 – 62mph						
Manual gearbox	10.5	10.5	10.5	8.6	8.6	7.5
Automatic DSG gearbox	10.5	10.5	–	8.6	8.6	7.5
ABI insurance group, 1 – 50	13E, 11E	13E	15E	16E	16E, 17E	26E

### Environmental information

Fuel grade, minimum	Diesel <sup>(04)</sup>	Diesel <sup>(04)</sup>	Diesel <sup>(04)</sup>	Diesel <sup>(04)</sup>	Diesel <sup>(04)</sup>	Diesel <sup>(04)</sup>
Fuel tank capacity, galls/ltrs <sup>(05)</sup>	11/50	11/50	11/50	11/50	11/50	11/50
<b>Official fuel consumption</b>						
manual gearbox,						
mpg/ltr per 100km <sup>(06)</sup>						
Urban	62.8/4.5 <sup>(06)</sup>	61.4/4.6 <sup>(06)</sup>	72.4/3.9 <sup>(06)</sup>	56.5/5.0 <sup>(06)</sup>	55.4/5.1 <sup>(06)</sup>	55.4/5.1 <sup>(06)</sup>
Extra-urban	80.7/3.5 <sup>(06)</sup>	78.5/3.6 <sup>(06)</sup>	88.3/3.2 <sup>(06)</sup>	78.5/3.6 <sup>(06)</sup>	76.3/3.7 <sup>(06)</sup>	76.3/3.7 <sup>(06)</sup>
Combined	74.3/3.8 <sup>(06)</sup>	72.4/3.9 <sup>(06)</sup>	83.1/3.4 <sup>(06)</sup>	68.9/4.1 <sup>(06)</sup>	67.3/4.2 <sup>(06)</sup>	67.3/4.2 <sup>(06)</sup>

### Official fuel consumption

automatic DSG gearbox,						
mpg/ltr per 100km <sup>(06)</sup>						
Urban	[64.2/4.4] <sup>(06)</sup>	[62.8/4.5] <sup>(06)</sup>	–	[54.3/5.2] <sup>(06)</sup>	[53.3/5.3] <sup>(06)</sup>	52.3/5.4 [51.4/5.5] <sup>(06)</sup>
Extra-urban	[78.5/3.6] <sup>(06)</sup>	[76.3/3.7] <sup>(06)</sup>	–	[68.9/4.1] <sup>(06)</sup>	[68.9/4.1] <sup>(06)</sup>	70.6/4.0 [68.9/4.1] <sup>(06)</sup>
Combined	[72.4/3.9] <sup>(06)</sup>	[70.6/4.0] <sup>(06)</sup>	–	[62.8/4.5] <sup>(06)</sup>	[61.4/4.6] <sup>(06)</sup>	62.8/4.5 [61.4/4.6] <sup>(06)</sup>

### Official CO<sub>2</sub> emission, g/km

Manual gearbox <sup>(06)</sup>	99 <sup>(06)</sup>	101 <sup>(06)</sup>	89 <sup>(06)</sup>	106 <sup>(06)</sup>	109 <sup>(06)</sup>	109 <sup>(06)</sup>
Automatic DSG gearbox <sup>(06)</sup>	[102] <sup>(06)</sup>	[104] <sup>(06)</sup>	–	[117] <sup>(06)</sup>	[119] <sup>(06)</sup>	119 [122] <sup>(06)</sup>
Emission class	EURO 6	EURO 6	EURO 6	EURO 6	EURO 6	EURO 6
<b>Noise, dB</b>						
Manual gearbox	72.0	72.0	71.0	71.0	71.0	75.0
Automatic DSG gearbox	68.0	68.0	–	69.0	69.0	74.0

[ ] 5-door only.

# TECHNOLOGY.

## Technical specification notes

- 01) The maximum power output figures are quoted in PS (or Pferdestärke, which is the metric equivalent of horsepower). To convert from metric to imperial horsepower, divide the PS figure by 1.0139.
- 02) Figures are calculated in accordance with manufacturer's criteria. The individual unladen weight depends on the specification of the vehicle, this then reduces the possible payload accordingly. The unladen weight and payload both include the fuel tank 90% full, driver (68kg) and luggage (7kg) in line with EU directive 95/48. Unladen weight shown refers to 3-door models. The unladen weight of 5-door models will increase by 30kg.
- 03) With increasing altitude the engine performance diminishes. From 1,000m above sea level and for every 1,000m thereafter 10% of the vehicle/trailer weight (trailer weight + gross vehicle weight) must be deducted.
- 04) The use of 100% RME and FAME (bio diesel) is not possible. Forecourt diesel with up to 7% bio diesel content, adhering to standard BS EN 590, can be used in diesel engines. The use of ethanol in forecourt petrol meeting BS EN 228 is allowable.
- 05) The size of the fuel tank is approximate and therefore it may be possible to add a greater amount of fuel than the size of the tank specified, due to the space in the filler neck.
- 06) Fuel consumption and CO<sub>2</sub> figures are obtained under standardised EU test conditions (Directive 93/116/EEC). This allows a direct comparison between different manufacturer models but may not represent the actual fuel consumption achieved in 'real world' driving conditions. More information is available on the Volkswagen website at [www.volkswagen.co.uk](http://www.volkswagen.co.uk) and at [www.dft.gov.uk/vca](http://www.dft.gov.uk/vca). The weight of a vehicle will influence the level of CO<sub>2</sub> emissions it produces; as a result, vehicles with higher levels of specification and factory-fitted options may emit higher levels of CO<sub>2</sub>. Choosing larger alloy wheels than those fitted as standard may result in increased fuel consumption as well as higher CO<sub>2</sub> emissions and subsequently an increased Vehicle Excise Duty (VED) band. BIK rates paid by company car drivers may also increase. In some instances, the 'On The Road' cost paid for a vehicle may increase as a result of the increased VED rate. CO<sub>2</sub> is the main greenhouse gas responsible for global warming. The specifications contained in this brochure are for information purposes only and are subject to change.

## Transmission

- Electronic differential lock, combined with a hydraulically operated single-plate dry clutch with asbestos-free lining via a six or seven speed automatic DSG gearbox
- Front wheel drive through asbestos-free single-plate dry clutch. Hydraulic clutch-mechanism. Five or six speed manual, six or seven speed automatic DSG gearbox with double joint half axles (wet clutch on six speed DSG models)
- Four wheel drive (R only) with electronically controlled multi-plate clutch. Hydraulically operated single-plate dry clutch with asbestos-free lining via a six speed manual or six speed auto DSG gearbox with double joint half axles (wet clutch on six speed DSG models)

## Brakes

- Electronically controlled Anti-lock Braking System (ABS) with Electronic Brake-pressure Distribution (EBD)
- Diagonal twin-circuit brake system with ventilated front disc brakes and rear disc brakes
- Asbestos-free brake pad
- HBA (Hydraulic Brake Assist)

## Steering

- Electro-mechanical steering rack
- Collapsible, height and lengthways adjustable safety steering column

## Running gear

- ESC (Electronic Stability Control) including EDL (Electronic Differential Lock), ASR (Traction Control) and Countersteer Support
- Front suspension through coil springs with telescopic shock absorbers, all elements integrated in chassis legs
- Mechanical limited slip differential (230 PS GTI Performance pack only)
- Rear suspension with gas pressure shock absorbers and separate springs
- Twist beam rear axle (1.2 litre TSI 85 PS, 1.0 litre TSI 115 PS, 1.6 litre TDI 110 PS)
- Multilink rear axle (1.4 litre TSI 125 PS, 1.4 litre TSI ACT 150 PS, 2.0 litre TSI 220 PS, 2.0 litre TSI 230 PS, 2.0 litre TSI 300 PS, 2.0 litre TDI 150 PS, 2.0 litre TDI 184 PS)
- Wheel control: front through chassis legs and (lower) triangular wishbones (directionally stabilising steering roll radius)
- Wheel control: rear through four-link suspension with independent wheel suspension
- Front and rear anti-roll bar
- XDS electronic differential lock (1.2 litre TSI 85 PS, 1.4 litre TSI 125 PS, 1.4 litre TSI ACT 150 PS, 1.6 litre TDI 110 PS, 2.0 litre TDI 150 PS)
- XDSPlus electronic differential lock (2.0 litre TSI 220 PS, 2.0 litre TSI 230 PS, 2.0 litre TSI 300 PS, 2.0 litre TDI 184 PS)

## Engines

- Front transverse-installed engine
- 1.2 litre/85 PS<sup>(01)</sup> (63 kW) petrol engine: EU6 emissions standard, four cylinder in-line direct injection engine, with two valves per cylinder. Fitted with a turbocharger module with electric boost pressure regulation. Available with a five speed manual transmission
- 1.0 litre/115 PS<sup>(01)</sup> (85 kW) petrol engine: EU6 emissions standard, three cylinder in-line direct injection engine. Available with a six speed manual or a seven speed automatic DSG transmission
- 1.4 litre/125 PS<sup>(01)</sup> (92 kW) petrol engine: EU6 emissions standard, four cylinder in-line direct injection turbocharged engine, with four valves per cylinder. Fitted with a turbocharger. Available with a six speed manual or a seven speed automatic DSG transmission
- 1.4 litre/150 PS<sup>(01)</sup> (110 kW) petrol engine: EU6 emissions standard, four cylinder in-line direct injection turbocharged engine, with four valves per cylinder. Fitted with a turbocharger. Available with a six speed manual or a seven speed automatic DSG transmission
- 2.0 litre/220 PS<sup>(01)</sup> (162 kW) petrol engine: EU6 emissions standard, four cylinder in-line direct injection turbocharged engine. Fitted with four valves per cylinder and a turbocharger. Available with a six speed manual or a six speed automatic DSG transmission
- 2.0 litre/230 PS<sup>(01)</sup> (169 kW) petrol engine: EU6 emissions standard, four cylinder in-line direct injection turbocharged engine. Fitted with four valves per cylinder and a turbocharger. Available with a six speed manual or a six speed automatic DSG transmission
- 2.0 litre/300 PS<sup>(01)</sup> (221 kW) petrol engine: EU6 emissions standard, four cylinder in-line direct injection turbocharged engine. Fitted with four valves per cylinder and a turbocharger. Available with a six speed manual or a six speed automatic DSG transmission
- 1.6 litre/110 PS<sup>(01)</sup> (81 kW) common rail diesel engine: EU6 emissions standard, four cylinder in-line common rail diesel engine, with four valves per cylinder. Fitted with a turbocharger and a DPF (diesel particulate filter). Available with a five and six speed manual or a seven speed automatic DSG transmission
- 2.0 litre/150 PS<sup>(01)</sup> (110 kW) common rail diesel engine: EU6 emissions standard, four cylinder in-line common rail diesel engine, with four valves per cylinder. Fitted with a turbocharger and a DPF (diesel particulate filter). Available with a six speed manual or a six speed automatic DSG transmission
- 2.0 litre/184 PS<sup>(01)</sup> (135 kW) common rail diesel engine: EU6 emissions standard, four cylinder in-line common rail diesel engine, with four valves per cylinder. Fitted with a turbocharger and a DPF (diesel particulate filter). Available with a six speed manual or a six speed automatic DSG transmission

# DIMENSIONS.

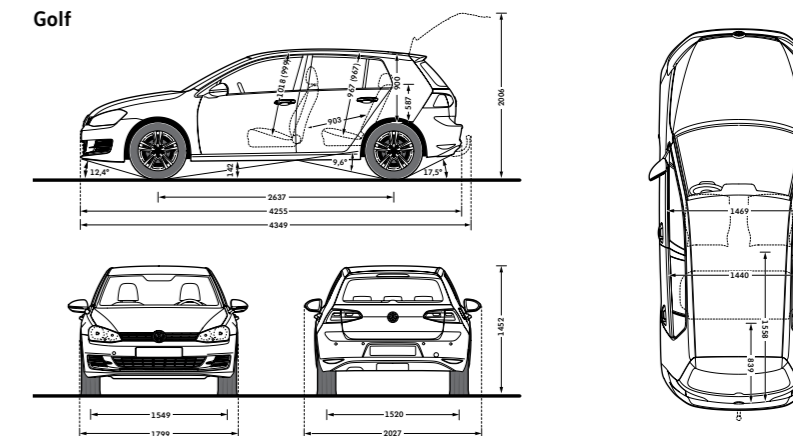
	S, BlueMotion, Match, Match BlueMotion, GT, R-Line
<b>Exterior dimensions</b>	
Length, mm	4255
Width – excl. door mirrors – 3-door/5-door, mm	1799
Height – mm	1452
Height – opened tailgate/floor, mm	2006
Wheelbase, mm	2637
Turning circle, mm	10900
<b>Interior dimensions</b>	
Effective headroom – front, mm (with sunroof)	1018 (999)
Effective headroom – rear, mm (with sunroof)	967 (967)
Interior width, front – 3-door/5-door, mm	1469
Interior width, rear – 3-door/5-door, mm	1440

## Maximum luggage capacity, litres VDA measuring method using 200 x 100 x 50mm blocks

With rear seats upright	380
With rear seats folded	1270

On illustrations, where arrows and figures are shown inside of the vehicle, the measurements are for interior dimensions. Where arrows and figures are shown outside of the vehicle, the measurements are for exterior dimensions.

## Golf



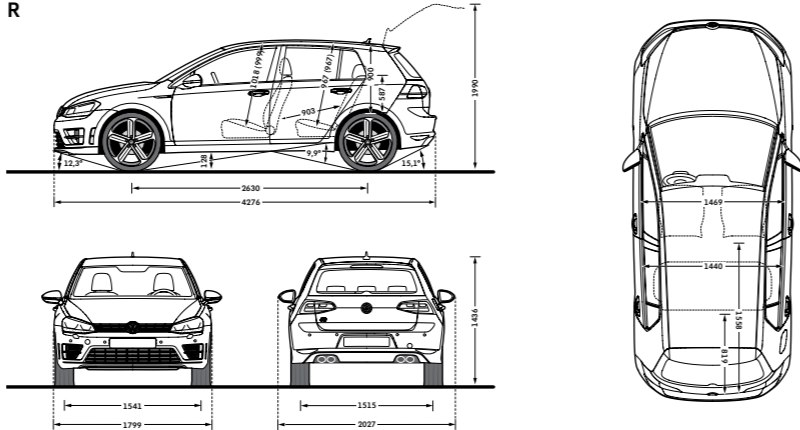
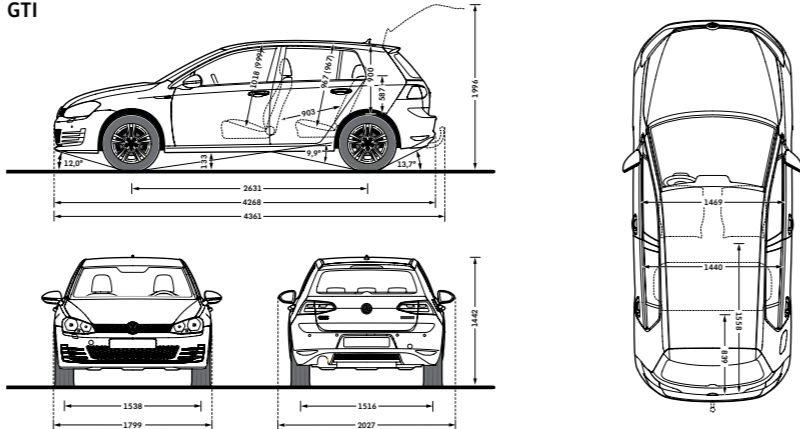
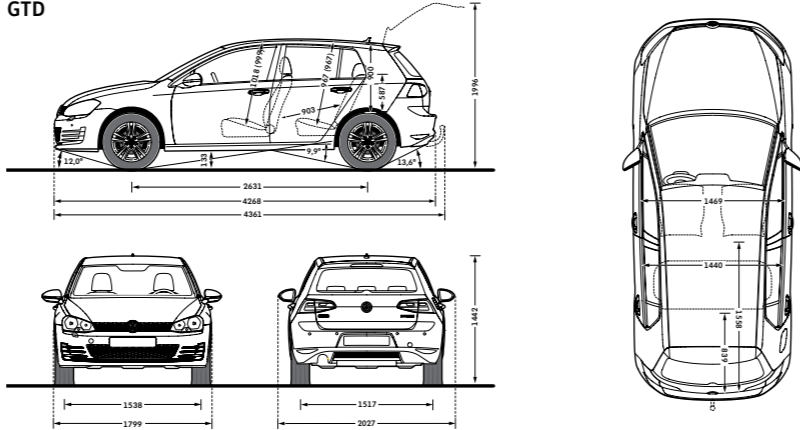
# DIMENSIONS (CONTINUED).

Exterior dimensions	GTD, GTI	R
Length, mm	4268	4276
Width – excl. door mirrors – 3-door/5-door, mm	1799	1799
Height – mm	1442	1436
Height – opened tailgate/floor, mm	1996	1990
Wheelbase, mm	2631	2630
Turning circle, mm	10900	10900

Interior dimensions	GTD, GTI	R
Effective headroom – front, mm (with sunroof)	1018 (999)	1018 (999)
Effective headroom – rear, mm (with sunroof)	967 (967)	967 (967)
Interior width, front – 3-door/5-door, mm	1469	1469
Interior width, rear – 3-door/5-door, mm	1440	1440

Maximum luggage capacity, litres VDA measuring method using 200 x 100 x 50mm blocks	GTD, GTI	R
With rear seats upright	380	343
With rear seats folded	1270	1233

On illustrations, where arrows and figures are shown inside of the vehicle, the measurements are for interior dimensions. Where arrows and figures are shown outside of the vehicle, the measurements are for exterior dimensions.



Model shown is Golf R with optional 19" 'Pretoria' alloy wheels and Lapiz Blue metallic signature paint.

# CO<sub>2</sub> EMISSIONS AND VED BANDS WITH OPTIONAL WHEELS

## Effect of wheel size on CO<sub>2</sub> emissions and VED bands

Choosing larger alloy wheels than standard as an option, may result in increased fuel consumption as well as higher CO<sub>2</sub> emissions and subsequently increased Vehicle Excise Duty (VED) band and BIK rates paid for company car drivers will increase. This is due to the fact that larger wheels have both more aerodynamic drag and more mechanical drag, resulting in increased rolling resistance and increased wind resistance. As a result, the VED band that the vehicle falls into may increase from its original VED band when fitted with standard size wheels. In some instances, the 'On the Road' cost paid for the vehicle may increase as a result of the increased VED rate. The chart below shows CO<sub>2</sub> emissions and the related VED bands for vehicles with both standard-fit wheels and larger optional alloy wheels, as well as the increased cost payable due to a change in VED band.

3- and 5-door hatchback range		Output, PS	Standard wheel size	CO <sub>2</sub> emission, g/km*, standard wheels	Maximum VED band, standard wheels	Optional alloy wheel and size	CO <sub>2</sub> emission, g/km*, optional alloy wheels	
<b>S</b>	1.2 ltr TSI <a href="#">BMT</a>	5 speed manual	85	15"	113*	C	15" Lyon, 16" Perth	113*
	1.4 ltr TSI <a href="#">BMT</a>	6 speed manual	125	15"	120*	C	15" Lyon, 16" Perth	120*
	1.4 ltr TSI <a href="#">BMT</a> (5-door)	7 speed auto DSG	125	15"	116*	C	15" Lyon, 16" Perth	116*
	1.6 ltr TDI <a href="#">BMT</a>	5 speed manual	110	15"	99*	A	15" Lyon, 16" Perth	99*
<b>BlueMotion</b>	1.6 ltr TDI <a href="#">BM</a>	6 speed manual	110	15"	89*	A	16" Perth	89*
<b>Match</b>	1.4 ltr TSI <a href="#">BMT</a>	6 speed manual	125	16"	120*	C	16" Perth	120*
		6 speed manual	125	16"	120*	C	17" Madrid, 17" Singapore	122*
	1.4 ltr TSI <a href="#">BMT</a> (5-door)	7 speed auto DSG	125	16"	116*	C	16" Perth	116*
		7 speed auto DSG	125	16"	116*	C	17" Madrid, 17" Singapore	118*
	1.6 ltr TDI <a href="#">BMT</a>	5 speed manual	110	16"	99*	A	16" Perth	99*
		5 speed manual	110	16"	99*	A	17" Madrid, 17" Singapore	101*
	1.6 ltr TDI <a href="#">BMT</a> (5-door)	7 speed auto DSG	110	16"	102*	B	16" Perth	102*
		7 speed auto DSG	110	16"	102*	B	17" Madrid, 17" Singapore	104*
	2.0 ltr TDI <a href="#">BMT</a>	6 speed manual	150	16"	106*	B	16" Perth	106*
		6 speed manual	150	16"	106*	B	17" Madrid, 17" Singapore	109*
2.0 ltr TDI <a href="#">BMT</a> (5-door)	6 speed auto DSG	150	16"	117*	C	16" Perth	117*	
	6 speed auto DSG	150	16"	117*	C	17" Madrid, 17" Singapore	119*	
<b>Match BlueMotion</b>	1.0 ltr TSI <a href="#">BMT</a>	6 speed manual	115	16"	99*	A	16" Perth	99*
	1.0 ltr TSI <a href="#">BMT</a> (5-door)	7 speed auto DSG	115	16"	99*	A	16" Perth	99*

3- and 5-door hatchback range		Output, PS	Standard wheel size	CO <sub>2</sub> emission, g/km*, standard wheels	Maximum VED band, standard wheels	Optional alloy wheel and size	CO <sub>2</sub> emission, g/km*, optional alloy wheels	
<b>GT</b>	1.4 ltr TSI ACT BMT (3-door)	6 speed manual	150	17"	112*	C	17" Geneva, 17" Singapore, 18" Serron, 18" Durban	112*
	1.4 ltr TSI ACT BMT (5-door)	6 speed manual	150	17"	115*	C	17" Geneva, 17" Singapore, 18" Serron, 18" Durban	115*
	1.4 ltr TSI ACT BMT (5-door)	7 speed auto DSG	150	17"	113*	C	17" Geneva, 17" Singapore, 18" Serron, 18" Durban	113*
	1.6 ltr TDI BMT	5 speed manual	110	17"	101*	B	17" Geneva, 17" Singapore, 18" Serron, 18" Durban	101*
	1.6 ltr TDI BMT (5-door)	7 speed auto DSG	110	17"	104*	B	17" Geneva, 17" Singapore, 18" Serron, 18" Durban	104*
	2.0 ltr TDI BMT	6 speed manual	150	17"	109*	B	17" Geneva, 17" Singapore, 18" Serron, 18" Durban	109*
	2.0 ltr TDI BMT (5-door)	6 speed auto DSG	150	17"	119*	C	17" Geneva, 17" Singapore, 18" Serron, 18" Durban	119*
	<b>R-Line</b>	1.4 ltr TSI ACT BMT (3-door)	6 speed manual	150	17"	112*	C	17" Salvador, 18" Serron, 18" Durban
1.4 ltr TSI ACT BMT (5-door)		6 speed manual	150	17"	115*	C	17" Salvador, 18" Serron, 18" Durban	115*
1.4 ltr TSI ACT BMT (5-door)		7 speed auto DSG	150	17"	113*	C	17" Salvador, 18" Serron, 18" Durban	113*
2.0 ltr TDI BMT		6 speed manual	150	17"	109*	B	17" Salvador, 18" Serron, 18" Durban	109*
2.0 ltr TDI BMT (5-door)		6 speed auto DSG	150	17"	119*	C	17" Salvador, 18" Serron, 18" Durban	119*
<b>GTD</b>		2.0 ltr TDI BMT	6 speed manual	184	18"	109*	B	19" Santiago
	2.0 ltr TDI BMT (3-door)	6 speed auto DSG	184	18"	119*	C	19" Santiago	119*
	2.0 ltr TDI BMT (5-door)	6 speed auto DSG	184	18"	122*	D	19" Santiago	122*
<b>GTI</b>	2.0 ltr TSI BMT	6 speed manual	220	18"	139*	E	19" Santiago	139*
	2.0 ltr TSI BMT	6 speed auto DSG	220	18"	145*	F	19" Santiago	145*
<b>R</b>	2.0 ltr TSI BMT 4MOTION	6 speed manual	300	18"	165*	G	19" Pretoria	165*
	2.0 ltr TSI BMT 4MOTION	6 speed auto DSG	300	18"	159*	G	19" Pretoria	159*

\* Fuel consumption and CO<sub>2</sub> figures are obtained under standardised EU test conditions (Directive 93/116/EEC). This allows a direct comparison between different manufacturer models but may not represent the actual fuel consumption achieved in 'real world' driving conditions.

More information is available on the Volkswagen website at [www.volkswagen.co.uk](http://www.volkswagen.co.uk) and at [www.dft.gov.uk/vca](http://www.dft.gov.uk/vca).

Please note: the increase in VED rate that is payable is in addition to the cost of the optional alloy wheels. Please consult your Volkswagen retailer for full details.

[BMT refers to BlueMotion Technology.](#) [BM refers to BlueMotion.](#)

# VOLKSWAGEN SERVICE.

## The Volkswagen Warranty

### Three-year Warranty

All Volkswagen passenger cars come with a three-year/60,000 miles warranty, which protects your car against the failure of most technical and electrical components due to manufacturing defects. This comprises a two-year manufacturer's warranty with unlimited mileage plus a further one-year/60,000 miles (whichever is soonest) Retailer Warranty<sup>1</sup>. Should the mileage exceed 60,000 miles within the first two years, the manufacturer's two-year warranty will still be valid. Full details of the three-year warranty are available from your authorised Volkswagen retailer or repairer.

### Body Protection Warranty

The internal body sections and panels of the Golf are covered against rusting through from the inside for 12 years. Naturally, the vehicle must be cared for in compliance with the operating instructions. Please consult your authorised Volkswagen retailer or repairer for full warranty details.

### Three-year Paintwork Warranty

This latest warranty, pioneered by Volkswagen, really provides you with the widest possible cover on a new car. There are no special conditions attached and paintwork manufacturing defects will be rectified without charge. Naturally, during the warranty period the car must be cared for in compliance with the operating instructions.

### Approved Accessories

A comprehensive range of accessories from alloy wheels to carpet mats is available to complement the factory-fitted option list. Volkswagen approved accessories purchased from and fitted by your authorised Volkswagen retailer at the point of vehicle sale will also benefit from the three-year vehicle warranty.

### Extended Warranty

If you order the Volkswagen Extended Warranty as an option when buying your new Golf then you get the 100% Volkswagen Warranty and you can continue to enjoy comprehensive Volkswagen protection against many unforeseeable repair costs. Designed to your needs, you can purchase an extra one or two year's warranty up to a maximum of five years or 90,000 miles.

## Service Intervals

Volkswagen is pleased to offer you a choice on how your Volkswagen is serviced. The appropriate selection is entirely dependent on how the car is likely to be driven and its general use. To help you identify which type of service would be most suitable, please refer to the following guide.

The Fixed Service is recommended for vehicles that will cover less than 10,000 miles in 12 months and if the vehicle is likely to be used in the following way:

- Predominantly urban driving, short journeys with frequent cold starts.
- Activities regularly producing high engine loading, e.g. frequent hill climbs, driving with vehicle fully loaded and towing.
- Uneconomical driving style using high rpms with heavy acceleration and heavy braking.

The service intervals for the Fixed Service are as follows:

- Oil change service – After 1 year or 10,000 miles (15,000km), whichever is soonest.
- Inspection service<sup>2</sup> – First after 2 years or 20,000 miles (30,000km), then every one year or 20,000 miles (30,000km), whichever is soonest.

The Flexible Service is recommended for vehicles with daily mileage of more than 25 miles where the vehicle is driven regularly mainly on longer distance journeys. The vehicle is driven mainly at a constant speed with minimum vehicle and engine loading, minimal towing and driven in an economical manner. With the Flexible Service the vehicle can cover anywhere between 10,000<sup>3</sup> and a maximum of 20,000<sup>3</sup> miles or 24 months (whichever is soonest) between oil changes.

The service intervals for the Flexible Service are as follows:

- Oil change service – According to flexible service interval display (after 2 years at the latest).
- Inspection service<sup>2</sup> – First after 2 years or 20,000 miles (30,000km), then every one year or 20,000 miles (30,000km), whichever is soonest.

The up! model is only available with the Fixed Service schedule. Please consult your authorised Volkswagen retailer or repairer for advice and full details.

Please note: If you purchase a Volkswagen Fixed Price Service Plan your vehicle will follow the Fixed Service schedule.

## Volkswagen Insurance<sup>4</sup>

We want you to start enjoying your new car from day one and thanks to Volkswagen Insurance complimentary seven day cover, you can. Call free on 0800 316 7892 (lines are open Monday to Friday 8am – 9pm and Saturday 9am – 5pm), provide a few details and a cover note will be sent to your retailer. They will then tax your car and you can drive it away.

## Volkswagen Insurance<sup>5</sup>

Get three years' Volkswagen Insurance cover for free.

Another great benefit of being a Volkswagen driver. If your Volkswagen was damaged in an accident, wouldn't you want it fixed by a Volkswagen trained technician using only genuine Volkswagen parts? Insurance is Volkswagen's accident and repair cover which does exactly that. It works alongside your main comprehensive motor insurance policy no matter who you are insured with, to make sure you get the quality repair and service you would want. If you're involved in an accident or your car is stolen, just one call to us and we'll look after your claim from start to finish ensuring your Volkswagen is restored to the highest standard.

Activate your cover and benefit from:

- A guarantee that your Volkswagen will be repaired in a Volkswagen Insurance approved repairer, by Volkswagen trained technicians, using only genuine Volkswagen parts and paints.
- A dedicated Claims Manager will manage your claim from start to finish, liaising with your insurer and the repairer so you don't have to.
- Help to recover any uninsured losses using our Legal Expenses Cover.
- Online claims tracking so you can keep up to date with the status of any claim.

Volkswagen Insurance is free to all Volkswagen customers for three years and it only takes a minute to get cover. To find out more and to activate your cover, visit [volkswagen-insurance.co.uk](http://volkswagen-insurance.co.uk)

## Volkswagen Finance<sup>6</sup>

Volkswagen Finance specialises in providing funding solutions for Volkswagen drivers. Whether your Volkswagen is for private or business use, you can choose from a range of funding options.

- Solutions – a personal contract plan
- Hire purchase
- Lease purchase
- Finance lease
- Contract hire

With all Volkswagen Finance products you can choose a fixed-cost maintenance plan to help you budget for your servicing and maintenance costs. No matter what finance product you choose, your local Volkswagen retailer will be able to provide you with a personalised quote that could meet your budget and vehicle needs.

## CO<sub>2</sub> Emissions

Fuel consumption and CO<sub>2</sub> figures are obtained under standardised EU test conditions (Directive 93/116/EEC). This allows a direct comparison between different manufacturer models but may not represent the actual fuel consumption achieved in 'real world' driving conditions. More information is available on the Volkswagen website at [www.volkswagen.co.uk](http://www.volkswagen.co.uk) and at [www.dft.gov.uk/vca](http://www.dft.gov.uk/vca).

The weight of a vehicle will influence the level of CO<sub>2</sub> emissions it produces; as a result, vehicles with higher levels of specification and factory-fitted options may emit higher levels of CO<sub>2</sub>. Choosing larger alloy wheels than those fitted as standard may result in increased fuel consumption as well as higher CO<sub>2</sub> emissions and subsequently an increased Vehicle Excise Duty (VED) band. BIK rates paid by company car drivers may also increase. In some instances, the 'On The Road' cost paid for a vehicle may increase as a result of the increased VED rate. CO<sub>2</sub> is the main greenhouse gas responsible for global warming. The specifications contained in this brochure are for information purposes only and are subject to change.

## Volkswagen Roadside Assistance

Every new car is registered for Volkswagen Roadside Assistance for one year except the Touareg which is registered for three years. This provides vehicle roadside and home recovery in the unlikely event of a breakdown in the UK and Europe (subject to conditions). Volkswagen Roadside Assistance can also be purchased for subsequent years. For full details, please contact your authorised Volkswagen retailer.

## Tax Free Sales

For full details, please contact your authorised Volkswagen retailer.

## Please note:

Some illustrations in this brochure do not necessarily reflect UK specifications and may not be available.

In particular, controls and some items of equipment are positioned differently for the UK.

The specifications contained in this brochure are for information purposes only and are subject to change.

If you require any specific feature, you must consult your authorised Volkswagen retailer who is regularly updated with any change in specification. Please check model availability and full specification details with your authorised Volkswagen retailer prior to ordering.

Note: we would like to advise you that telephone calls to Volkswagen Customer Care may be monitored and recorded as part of our training and quality assurance processes. All our monitoring and recording processes meet Ofcom regulations.

<sup>1</sup> All warranty work must be completed by an authorised Volkswagen retailer or repairer.

<sup>2</sup> The inspection service first at 3 years (or 40,000 miles) and then every second year (or 40,000 miles) has additional workscope.

<sup>3</sup> The quoted mileage is based on a conversion from kilometres and is therefore unlikely to exceed circa 18,000 miles between oil changes.

<sup>4</sup> Volkswagen Insurance is a trading name of Volkswagen Insurance Service (Great Britain) Limited, an appointed representative of Volkswagen Financial Services (UK) Limited, Brunswick Court, Yeomans Drive, Blakelands, Milton Keynes MK14 5LR. Registered in England number 2835230. Volkswagen Insurance is sold, underwritten and administered by Allianz Insurance plc registered in England number 84638. Registered office 57 Ladymead, Guildford, Surrey GU1 1DB. Volkswagen Financial Services (UK) Limited and Allianz Insurance plc are authorised and regulated by the Financial Services Authority. Volkswagen Financial Services (UK) Limited and Allianz Insurance plc are not part of the same corporate group.

<sup>5</sup> Insurance from Volkswagen Insurance is sold and administered by Lawshield UK Limited, registered in England number: 3360532 (registered office: Lawshield House, 850 Ibis Court, Lakeside Drive, Centre Park, Warrington, Cheshire WA1 1RL) and underwritten by UK General Insurance Limited on behalf of Ageas Insurance Limited, registered in England number: 354568 (registered office: Ageas House, Tollgate, Eastleigh, Hampshire SO53 3YA).

<sup>6</sup> Finance is available to 18s and over, subject to status. Terms and conditions apply. Volkswagen Finance.

# GOLF. DAS AUTO.

Volkswagen Information Service. Telephone: 0800 333 666

Internet: [www.volkswagen.co.uk](http://www.volkswagen.co.uk)

© Volkswagen Group United Kingdom Limited 2015.

Issue: 1 October 2015. Printed in UK.

PVW291NEWGF



[facebook.com/VolkswagenUK](https://facebook.com/VolkswagenUK)



[@UKVolkswagen](https://twitter.com/@UKVolkswagen)



[youtube.com/UKVolkswagen](https://youtube.com/UKVolkswagen)